



**Horsham
District
Council**

**BUILT SPORTS FACILITY
STRATEGY
2017 - 2031**

**HORSHAM
DISTRICT COUNCIL**

JANUARY 2019



CONTENTS

1. EXECUTIVE SUMMARY	1
INTRODUCTION AND PURPOSE	1
CONTEXT	1
METHODOLOGY	2
HIGH LEVEL FINDINGS	3
CONSIDERATIONS	4
PRIORITIES AND RECOMMENDATIONS	4
2. STAGE A- INTRODUCTION AND SCOPE	6
INTRODUCTION	6
THE STRATEGY AREA	7
PURPOSE AND OBJECTIVES IN DEVELOPING A SPORTS FACILITIES STRATEGY	8
STRATEGY STRUCTURE	9
SPORTS AND GEOGRAPHICAL SCOPE	10
PROPORTIONATE APPROACH	11
PROJECT MANAGEMENT	11
3. STRATEGIC POLICY AND CONTEXT	12
INTRODUCTION	12
NATIONAL LEVEL	12
NATIONAL PLANNING POLICY FRAMEWORK (NPPF)	12
A NEW STRATEGY FOR SPORT – DEPARTMENT FOR CULTURE, MEDIA AND SPORT	13
SPORT ENGLAND STRATEGY 2016- 2021 TOWARDS AN ACTIVE NATION’	14
LOCAL LEVEL	15
FUTURE DEVELOPMENT IN THE DISTRICT	15
HORSHAM DISTRICT PLANNING FRAMEWORK, 2015 TO 2031	15
POPULATION PROFILES AND PROJECTIONS.	16
POPULATION PROFILE – DEPRIVATION	20
HEALTH PROFILE	22
HEALTH INEQUALITIES	22
CHILD HEALTH	22
ADULT HEALTH	22
SUMMARY OF KEY DEMOGRAPHIC FACTORS AND THEIR IMPLICATIONS	23
PHYSICAL ACTIVITY AND PARTICIPATION	23
THE INTRINSIC VALUE OF PARTICIPATION	23
CURRENT PARTICIPATION RATES	24
MARKET SEGMENTATION	25
THE ECONOMIC VALUE OF SPORT	28
4. STAGE B - EXISTING FACILITY PROVISION	29
INTRODUCTION	29
SUPPLY OF FORMAL SPORT AND RECREATIONAL FACILITIES IN HORSHAM	29
CATCHMENT AREAS	30
PUBLIC TRANSPORT	30
STAGE B (ANOG) - ASSESSMENT OF EXISTING SPORTS FACILITY PROVISION IN HORSHAM	30
OPERATIONAL MANAGEMENT OF HORSHAM DISTRICT COUNCIL FACILITIES	31
QUALITY AUDITS	32
ASSESSMENT OF INDIVIDUAL FACILITY TYPES	33
SPORTS HALLS	33
QUANTITY- SPORTS HALLS AND ACTIVITY HALLS IN HORSHAM	33

QUALITY - SPORTS HALLS AND ACTIVITY HALLS IN HORSHAM	49
ACCESSIBILITY - SPORTS HALLS AND ACTIVITY HALLS IN HORSHAM	51
AVAILABILITY - SPORTS HALLS AND ACTIVITY HALLS IN HORSHAM	53
EDUCATION FACILITIES	53
COMMUNITY HALLS	54
SWIMMING POOLS	57
QUANTITY- SWIMMING POOLS IN HORSHAM	57
QUALITY- SWIMMING POOLS IN HORSHAM	65
ACCESSIBILITY- SWIMMING POOLS IN HORSHAM	65
AVAILABILITY – SWIMMING POOLS IN HORSHAM	68
HEALTH AND FITNESS FACILITIES	68
QUANTITY - HEALTH AND FITNESS SUITES IN HORSHAM	68
QUALITY – HEALTH AND FITNESS FACILITIES IN HORSHAM	76
ACCESSIBILITY- HEALTH AND FITNESS FACILITIES IN HORSHAM	76
AVAILABILITY – HEALTH AND FITNESS FACILITIES IN HORSHAM	78
STUDIOS	78
QUANTITY - STUDIOS IN HORSHAM	78
QUALITY - STUDIOS IN HORSHAM	82
ACCESSIBILITY - STUDIOS IN HORSHAM	82
AVAILABILITY - STUDIOS IN HORSHAM	82
SQUASH	83
QUANTITY - SQUASH COURTS IN HORSHAM	83
QUALITY - SQUASH COURTS IN HORSHAM	86
ACCESSIBILITY - SQUASH COURTS IN HORSHAM	86
AVAILABILITY - SQUASH COURTS IN HORSHAM	87
GYMNASTICS AND TRAMPOLINING	88
QUALITY- GYMNASTICS FACILITIES IN HORSHAM	90
ACCESSIBILITY AND AVAILABILITY – GYMNASTICS FACILITIES IN HORSHAM	90
INDOOR BOWLS	90
QUANTITY - INDOOR BOWLS IN HORSHAM	90
QUALITY- INDOOR BOWLS IN HORSHAM	90
ACCESSIBILITY - INDOOR BOWLS IN HORSHAM	91
AVAILABILITY - INDOOR BOWLS IN HORSHAM	93
OUTDOOR BOWLS	95
QUANTITY – OUTDOOR BOWLS IN HORSHAM	95
QUALITY - OUTDOOR BOWLS IN HORSHAM	97
ACCESSIBILITY - OUTDOOR BOWLS IN HORSHAM	97
AVAILABILITY - OUTDOOR BOWLS IN HORSHAM	97
ATHLETICS FACILITIES	99
QUANTITY – ATHLETICS TRACKS IN HORSHAM	99
QUALITY- ATHLETICS IN HORSHAM	99
ACCESSIBILITY – ATHLETICS TRACKS IN HORSHAM	99
AVAILABILITY – ATHLETICS TRACKS IN HORSHAM	101
INDOOR AND OUTDOOR TENNIS COURTS IN HORSHAM	103
QUANTITY – INDOOR AND OUTDOOR TENNIS FACILITIES IN HORSHAM	103
QUALITY - OUTDOOR TENNIS COURT FACILITIES IN HORSHAM	108
ACCESSIBILITY AND AVAILABILITY – OUTDOOR TENNIS COURT FACILITIES IN HORSHAM	108
MULTI-USE GAMES AREAS (MUGAS)	108
QUANTITY – MUGAS IN HORSHAM	108
QUALITY – MUGAS IN HORSHAM	112
ACCESSIBILITY AND AVAILABILITY	112

5. STAGE C - SUMMARY FACILITY CONCLUSIONS	113
NEIGHBOURING LOCAL AUTHORITIES	113
SUMMARY OF PARISH AND TOWN COUNCIL VIEWS ON EXISTING SPORTS FACILITIES	115
SUMMARY CONCLUSIONS – FACILITY TYPES	119
SPORTS HALLS	119
CONSULTATION	119
SCHOOLS	119
NATIONAL GOVERNING BODIES (NGB'S)	119
SUMMARY OF SPORTS HALL SPORTS CLUB VIEWS	125
KEY STAKEHOLDER CONSULTATION	126
SPORT ENGLAND FACILITY PLANNING MODEL (FPM)	133
SPORTS HALLS	133
FUTURE DEMAND	134
SWIMMING POOLS	138
CONSULTATION	138
SCHOOLS' SURVEY	138
NATIONAL GOVERNING BODIES (NGBS)	138
SUMMARY OF AQUATIC SPORTS CLUB VIEWS	138
SPORT ENGLAND FACILITY PLANNING MODEL	139
SWIMMING POOLS	139
FUTURE DEMAND	140
HEALTH AND FITNESS FACILITIES	143
CONSULTATION	143
SUPPLY AND DEMAND ANALYSIS	143
SUPPLY AND DEMAND ANALYSIS	143
CURRENT SUPPLY AND DEMAND	144
FUTURE DEMAND	144
SQUASH	146
CONSULTATION	146
SCHOOLS' CONSULTATION	146
NGB CONSULTATION	146
SPORTS CLUB CONSULTATION	146
FUTURE DEMAND	146
GYMNASTICS AND TRAMPOLINING	148
INDOOR BOWLS	149
CONSULTATION	149
SCHOOLS' CONSULTATION	149
NGB CONSULTATION	149
ENGLAND INDOOR BOWLS ASSOCIATION (EIBA)	149
SPORTS CLUB CONSULTATION	150
TENNIS – INDOOR/OUTDOOR	152
SCHOOLS' CONSULTATION	152
NGB CONSULTATION	152
ATHLETICS	153
CONSULTATION	153
SCHOOLS' CONSULTATION	153
NGB CONSULTATION	153
ENGLAND ATHLETICS	153
SPORTS CLUB CONSULTATION	155
MUGA'S	156
SUPPLY AND DEMAND	156

6.	PENULTIMATE STAGE - APPLYING THE ASSESSMENT ANALYSIS	157
	FACILITY SPECIFIC ANALYSIS	157
	ADDRESSING UNMET DEMAND FOR SWIMMING POOLS	166
7.	RECOMMENDATIONS AND ACTION PLAN	167
	OVERVIEW	167
	VISION	168
	AIMS	168
	PRINCIPLES FOR FUTURE PROVISION	169
	PRIORITY INVESTMENT NEEDS	170
	OTHER PRIORITIES AND NEEDS	172
	CAPITAL INVESTMENT	172
	CONTINUED LOCAL PARTNERSHIP WORKING WITH EDUCATION SITES	172
	PLANNING POLICY, SECURING DEVELOPER CONTRIBUTIONS, PLANNING OBLIGATIONS, S106 OBLIGATIONS AND THE	
	COMMUNITY INFRASTRUCTURE LEVY – AN OVERVIEW	172
	PRIORITIES AND RECOMMENDATIONS	173
	ACTION PLAN	174
	DISCLAIMER	181

TABLE LISTINGS

TABLE 3.1:	HEALTH COSTS OF PHYSICAL INACTIVITY IN HORSHAM	22
TABLE 3.2:	SUMMARY OF HORSHAM'S LOCALITIES – DEMOGRAPHIC PROFILE	23
TABLE 3.3:	PHYSICALLY ACTIVE AND INACTIVE ADULTS	24
TABLE 3.4:	SUMMARY OF MARKET SEGMENTATION FOR HORSHAM	25
TABLE 4.1:	EXISTING INDOOR AND OUTDOOR SPORTS FACILITIES – HORSHAM	29
TABLE 4.2:	AUDIT SCORING SYSTEM	32
TABLE 4.3:	SUPPLY OF COMMUNITY ACCESSIBLE SPORTS HALLS AND ACTIVITY HALLS	35
TABLE 4.4:	STRATEGIC SIZE SPORTS HALLS (I.E. 3+ COURTS) AVAILABLE FOR COMMUNITY USE	40
TABLE 4.5:	ACTIVITY HALLS	47
TABLE 4.6:	SUMMARY OF SPORTS HALL AND ACTIVITY HALL SUPPLY IN HORSHAM	49
TABLE 4.7:	SUMMARY QUALITATIVE AUDITS – SPORTS HALLS	50
TABLE 4.8:	ALL SWIMMING POOLS IN HORSHAM	59
TABLE 4.9:	ANALYSIS OF SWIMMING POOL SUPPLY IN HORSHAM	62
TABLE 4.10:	COMMUNITY ACCESSIBLE PAY AND PLAY SWIMMING POOLS IN HORSHAM	63
TABLE 4.11:	SUMMARY QUALITATIVE ASSESSMENTS- SWIMMING POOLS	65
TABLE 4.12:	SUMMARY OF OVERALL FITNESS PROVISION IN HORSHAM	69
TABLE 4.13:	ANALYSIS OF OVERALL FITNESS SUITE PROVISION IN HORSHAM	74
TABLE 4.14:	SUMMARY OF FITNESS SUITE SIZE	74
TABLE 4.15:	SUMMARY QUALITATIVE ASSESSMENTS – HEALTH AND FITNESS FACILITIES (FITNESS SUITES AND STUDIOS)	76
TABLE 4.16:	HEALTH AND FITNESS STATIONS	78
TABLE 4.17:	COMMUNITY ACCESSIBLE STUDIOS IN HORSHAM	79
TABLE 4.18:	ANALYSIS OF OVERALL STUDIO SUPPLY – HORSHAM	82
TABLE 4.19:	SQUASH COURTS IN HORSHAM	85
TABLE 4.20:	SUMMARY OF QUALITATIVE ASSESSMENTS – SQUASH COURTS	86
TABLE 4.21:	OUTDOOR BOWLS GREENS IN HORSHAM	95
TABLE 4.22:	ATHLETICS TRACKS IN HORSHAM	99
TABLE 4.23:	OUTDOOR TENNIS COURTS, HORSHAM	104
TABLE 4.24:	MUGAs, OPEN ACCESS KICK ABOUT (MINI MUGA) AND TENNIS COURTS THAT OCCASIONALLY ACCOMMODATE FOOTBALL	109
TABLE 4.25:	MUGAs IN HORSHAM BASED AT FORMAL SPORTS FACILITIES	110
TABLE 5.1:	SUMMARY OF NEIGHBOURING LOCAL AUTHORITY RESPONSES	113
TABLE 5.2:	SUMMARY OF PARISH COUNCIL SURVEY RESPONSES	116
TABLE 5.3:	SUMMARY OF NATIONAL GOVERNING BODY CONSULTATION – SPORTS HALL SPORTS	120
TABLE 5.4:	SUMMARY OF SPORTS CLUB CONSULTATION – SPORTS HALL SPORTS	125
TABLE 5.5:	SUMMARY OF STAKEHOLDER CONSULTATION	127
TABLE 5.6:	SUMMARY ANALYSIS – SPORTS HALL SUPPLY AND DEMAND	134
TABLE 5.7:	FUTURE FACILITY DEMAND (2031) –HORSHAM DISTRICT	135
TABLE 5.8:	SUMMARY OF NATIONAL GOVERNING BODY CONSULTATION – AQUATIC ACTIVITIES	138
TABLE 5.9:	SUMMARY OF SPORTS CLUB CONSULTATION – AQUATIC SPORTS	138
TABLE 5.10:	SUMMARY ANALYSIS – SWIMMING POOL SUPPLY AND DEMAND	140
TABLE 5.11:	FUTURE FACILITY DEMAND (2031) –HORSHAM DISTRICT	141
TABLE 5.12:	SUMMARY ANALYSIS – HEALTH AND FITNESS SUPPLY AND DEMAND	143
TABLE 5.13:	SUMMARY OF NATIONAL GOVERNING BODY CONSULTATION - ENGLAND SQUASH AND RACKETBALL	146
TABLE 5.14:	SUMMARY ANALYSIS – SQUASH COURTS SUPPLY AND DEMAND	146

TABLE 5.15:	SUMMARY OF NATIONAL GOVERNING BODY CONSULTATION - BRITISH GYMNASTICS AND TRAMPOLINING	148
TABLE 5.16:	SUMMARY OF NATIONAL GOVERNING BODY CONSULTATION – ENGLAND INDOOR BOWLS ASSOCIATION	149
TABLE 5.17:	SUMMARY ANALYSIS – INDOOR BOWLING SUPPLY AND DEMAND	150
TABLE 5.18:	SUMMARY OF NATIONAL GOVERNING BODY CONSULTATION – THE LAWN TENNIS ASSOCIATION	152
TABLE 5.19:	SUMMARY ANALYSIS – INDOOR/OUTDOOR TENNIS COURTS SUPPLY AND DEMAND	152
TABLE 5.20:	SUMMARY OF NATIONAL GOVERNING BODY CONSULTATION - ENGLAND ATHLETICS	153
TABLE 5.21:	SUMMARY ANALYSIS – ATHLETICS TRACKS	155
TABLE 5.22:	SUMMARY ANALYSIS – MUGA PROVISION SUPPLY AND DEMAND	156
TABLE 6.1:	KEY ISSUES, IMPACTS AND IMPLICATIONS BY FACILITY TYPE	159
TABLE 6.2:	SUMMARY OF FACILITY PRIORITIES	164
TABLE 7.1:	SUMMARY OF FACILITY INVESTMENT PRIORITIES	170
TABLE 7.2:	STRATEGY ACTION PLAN	175

MAP LISTINGS

MAP 3.1:	POPULATION DISTRIBUTION IN HORSHAM 2017	17
MAP 3.2:	POPULATION DENSITY IN HORSHAM, 2017	18
MAP 3.3:	POPULATION GROWTH IN HORSHAM 2017 TO 2036	19
MAP 3.4:	LEVELS OF DEPRIVATION IN HORSHAM	21
MAP 4.1:	SPORTS HALLS AND ACTIVITY HALLS IN HORSHAM	34
MAP 4.2:	COMMUNITY ACCESSIBLE SPORTS HALLS IN HORSHAM	44
MAP 4.3:	COMMUNITY ACCESSIBLE ACTIVITY HALLS	46
MAP 4.4:	COMMUNITY ACCESSIBLE SPORTS HALLS IN HORSHAM WITH 20-MINUTE DRIVE-TIME CATCHMENT AREA	52
MAP 4.5:	COMMUNITY HALLS IN HORSHAM	55
MAP 4.6:	ALL SWIMMING POOLS IN HORSHAM	58
MAP 4.7:	COMMUNITY ACCESSIBLE SWIMMING POOLS IN HORSHAM	64
MAP 4.8:	COMMUNITY ACCESSIBLE SWIMMING POOLS IN HORSHAM WITH A 20-MINUTE DRIVE-TIME CATCHMENT AREA	67
MAP 4.9:	FITNESS FACILITIES IN HORSHAM (FITNESS SUITES AND STUDIOS)	73
MAP 4.10:	COMMUNITY ACCESSIBLE FITNESS SUITES IN HORSHAM	75
MAP 4.11:	COMMUNITY ACCESSIBLE FITNESS SUITES IN HORSHAM WITH A 20-MINUTE DRIVE-TIME CATCHMENT AREA	77
MAP 4.12:	COMMUNITY ACCESSIBLE STUDIOS IN HORSHAM	81
MAP 4.13:	SQUASH COURTS IN HORSHAM	84
MAP 4.14:	COMMUNITY ACCESSIBLE SQUASH COURTS IN HORSHAM	87
MAP 4.15:	GYMNASTICS PAY AND PLAY VENUES IN HORSHAM DISTRICT	89
MAP 4.16:	INDOOR BOWLS FACILITIES IN HORSHAM	92
MAP 4.17:	INDOOR BOWLS FACILITIES WITH COMMUNITY USE IN HORSHAM	94
MAP 4.18:	OUTDOOR BOWLS RINKS IN HORSHAM	96
MAP 4.19:	OUTDOOR BOWLS CLUBS SHOWING AVAILABILITY FOR PAY AND PLAY COMMUNITY USE	98
MAP 4.20:	ATHLETICS TRACK FACILITIES IN HORSHAM	100
MAP 4.21:	ATHLETICS TRACKS BY COMMUNITY USE	102

MAP 4.22:	OUTDOOR TENNIS COURTS IN HORSHAM	107
MAP 4.23:	LOCATION OF THE MUGAS	111
MAP 5.1:	LATENT DEMAND FOR FITNESS STATIONS IN HORSHAM	144

FIGURE LISTINGS

FIGURE 2.1:	ANOG STAGES	9
FIGURE 3.1:	MARKET SEGMENTATION	26
FIGURE 3.2:	MARKET SEGMENTATION IN HORSHAM – COMPARISON WITH COUNTY, REGIONAL AND NATIONAL PERCENTAGES	27
FIGURE 3.3:	DOMINANT MARKET SEGMENTATION BY POPULATION	27
FIGURE 5.1:	SUMMARY OF PARISH COUNCILS RATING OF EXISTING SPORTS FACILITIES – QUALITY, QUANTITY AND ACCESSIBILITY	116

THE APPENDICES

1	NATIONAL CONTEXT
2 (2A-2G)	EXISTING BUILT FACILITIES - QUALITY AUDITS
3	SUMMARY CONSULTATION FEEDBACK - NGBs, SCHOOLS, CLUBS, PARISH COUNCILS, NEIGHBOURING LOCAL AUTHORITIES
4	STRATEGY CONSULTEES
5	SUMMARY OF LOCAL CONTEXT AND MARKET SEGMENTATION PROFILES
6	SPORT ENGLAND FACILITY PLANNING MODEL (FPM) ANALYSIS SPORTS HALLS AND SWIMMING POOLS

GLOSSARY OF TERMS

TERMS	EXPLANATION
ASSESSING NEEDS AND OPPORTUNITIES GUIDANCE (ANOG)	The Sport England guidance on preparing and developing needs assessments for built sports facilities, which provides the evidence to support a Local Plan.
COMMUNITY USE	A facility has community use if it is open for use by sports clubs/community groups.
COMMUNITY ACCESSIBLE PAY AND PLAY USE	A facility has community accessible pay and play use if it is open for use by individuals in the community.
COMMUNITY USE AGREEMENT (CUA)	A CUA is a formal agreement between an education facility and a local authority (and sometimes also Sport England) for community use of a sports facility on an education site out of school hours
FACILITY PLANNING MODEL (FPM)	The FPM is a facility modelling toolkit, developed by Sport England to inform the current and future need for provision of sports halls, swimming pools and all-weather pitches.
NATIONAL PLANNING POLICY FRAMEWORK (NPPF)	The national planning policy framework which sets out guidance for plan making and the consideration of planning applications.
SPORTS FACILITY CALCULATOR (SFC)	The SFC is a facility modelling toolkit, developed by Sport England to calculate the future need for provision of sports halls, swimming pools and indoor bowls, based on a specified population increase in an identified location.
STRATEGIC SIZE	Strategic size refers to either a sports hall of minimum 3 badminton courts, or a pool of a minimum 160 sq. m.

1. EXECUTIVE SUMMARY

INTRODUCTION AND PURPOSE

- 1.1. The purpose of the strategy is to provide the most accurate picture possible of supply and demand of built sports provision within the district and to determine priorities for planning and investment during the life of the current Horsham District Planning Framework (to 2031) and beyond.
- 1.2. It seeks to provide an understanding of provision in terms of quality, quantity, accessibility and availability and assesses how these facilities can meet the existing and future needs of their respective communities. It also provides an evidence base that will allow the District to plan, prioritise and schedule future built facility improvement projects.
- 1.3. The study area is the Horsham District but it also considers facilities outside the district that are within driving distance for residents. It includes formal areas of indoor and outdoor built sports facility across the Horsham District including sports halls, swimming pools, athletic tracks, indoor and outdoor bowls, health and fitness facilities, community halls and indoor and outdoor tennis facilities and multi-use games areas.
- 1.4. It excludes all informal outdoor play areas, children's playgrounds, general open space provision, golf facilities, water sports and paddling pools, allotments and amenity greenspace. It also excludes Sports Pitches and changing rooms and clubhouses. These form the subject of a parallel study and playing pitch strategy.
- 1.5. This Strategy has been created for Horsham District Council by Strategic Leisure Limited.
- 1.6. The Strategy has been jointly funded by Sport England and Strategic Leisure Limited are one of a small number of consultants recognised by Sport England as being appropriately qualified and experienced to undertake such work.
- 1.7. The preparation of the strategy has required the consultants to engage with a number of partners including Sport England, parish councils, established facility operators, national governing bodies of sport (NGBs), sports clubs and other organisations within the district.

CONTEXT

- 1.8. The strategy is set within the context of Horsham District Council's Sports and Physical Activity Strategy. This identifies 5 priorities being:
 - 1) Ensure sufficient and appropriate sporting infrastructure – provide the right type of facilities, of the right quality in the right place.**
 - 2) Increase participation and improve health– encourage and support behaviour change so that people who don't currently participate to do so and get people who are already active to take part more often.**
 - 3) Develop effective sporting and physical activity pathways – encourage and enable people to stay involved in sport and physical activity and achieve the highest standard that they want to and are capable of.**

- 4) **Widen access to sport and physical activity – make sure that people who don't traditionally participate in sport and physical activity are supported to do so.**
- 5) **Strengthen organisations and partnerships – increase the number and quality of volunteers, coaches and clubs.**

- 1.9. As each of these priorities has implications for and, reliance on, appropriate facility infrastructure, a strategy that guides priorities for investment is essential
- 1.10. It is also set within the context of the Horsham District Planning Framework.
- 1.11. Over the next 20 years a demographic shift associated with an aging population plus an additional 20,000 houses will change the make-up of the population and increase it by an estimated 37,000 residents. At the same time some of the facilities owned or operated by the Council or its partners will reach or approach the end of their natural life.
- 1.12. If the quality, scope and accessibility of the sport and physical activity offer within the district is to be maintained, then it is essential that the Council and its partners adopt an approach that enables it to prioritise the mix, location and quality of facilities for a period which aligns with the 20 year period (subject to 5 year review) covered by the Horsham District Planning Framework.

METHODOLOGY

- 1.13. The strategy has been developed using Sport England methodology as set out in Sport England's "Assessing needs and opportunities guide for indoor and outdoor sports facilities". As such, it is broken into two main parts:

Part 1 – Undertaking the Assessment

- Stage A: Prepare and tailor your assessment
- Stage B: Gather information on supply and demand
- Stage C: Assessment – Bringing the information together

Part 2 – Applying the Assessment

- To develop a built sports facility strategy

- 1.14. It has required the consultants to engage with a number of partners including Sport England, parish councils, established facility operators, national governing bodies of sport (NGBs), sports clubs and other organisations within the district.
- 1.15. Methodology Limitations – the methodology makes the process quite lengthy and a consequence of this is that supply and demand data collected at the beginning of the process has already been superseded by the delivery of some new infrastructure (e.g. the Bridge Leisure Centre). Although informed readers will identify instances of where this has happened, it is not considered that this should detract from the value of this document in guiding additional planning and investment priorities.
- 1.16. Additionally, some of the demand modelling methodology has been based on national models (e.g. Sport England Sports Facilities Calculator) that may not have been updated to reflect recent changes in national participation trends. Again, the ability of the consultants to marry such models against actual expressed demand mitigates against the possibility of flawed analysis. Recommendations reflect such considerations.

HIGH LEVEL FINDINGS

1.17. The study concludes that

- Overall, the district has good range of sport and leisure facilities
- The demand for sports halls to 2031 can be met from within existing supply
- The sports hall stock also has the capacity to meet demand for other sports (e.g. table tennis)
- Badminton England has a need for a new Badminton Performance Centre (now addressed through the Bridge Leisure Centre)
- There is potential to better use some informal halls such as community centres to meet activity demand, particularly in rural areas
- Many sports halls are on education sites and, because only two sites are the subject of formal Community Use Agreements, continued community access is not guaranteed
- Some facilities, particularly squash courts, and sports halls on education sites, are aging and will require replacement or refurbishment in the long term (10 -15 years).
- This includes the sports hall at Billingshurst Leisure Centre that forms part of the Council's community offer
- In the longer term (25 years plus) this will include Pavilions in the Park
- Development in the pipeline (e.g. North Horsham) will provide additional hall space to ensure that overall sports hall provision per head of population is maintained
- There is an under supply of facilities for swimming that equates to 260.42sqm of water space (just over a 4 lane, 25m pool), most of which relates to the new housing developments in and around Horsham Town
- There is an evidenced demand for additional gymnastics and trampolining provision
- There is an evidenced demand for ongoing athletics provision within the district
- There is an evidenced demand for improved cycling facilities within the district, including off road tracks
- National modelling suggests a shortfall in indoor bowls provision in the district but this is not mirrored through expressed demand or pressure on existing facilities
- There will be a small shortfall (77) in affordable and community accessible fitness stations within fitness suites to meet the needs of the growing population by 2031 (now addressed through The Bridge and new low cost providers that have opened since this study began)
- There is a desire on the part of Netball England for indoor netball facilities but this has not been mirrored through the views of local clubs

- **There is a need for improved provision of Multi Use Games Areas (MUGAs) - (partially addressed through 5 new MUGAs at The Bridge)**
- **8 MUGAs within the district need resurfacing**

CONSIDERATIONS

- 1.18. Although investment decisions should be driven by identified shortfalls between supply and evidenced demand, they must also be shaped by deliverability and sustainability considerations. There is no value in building facilities that are unaffordable to participants or which cannot generate sufficient revenue to be sustained.
- 1.19. The consultants recommend priorities based on the directed Sport England assessment methodology but understand that, in a time of austerity, priorities will equally be guided by the way a Council reconciles district sport and physical activity priorities against the challenge of delivering and sustaining other services in a multi-disciplinary environment.

PRIORITIES AND RECOMMENDATIONS

- 1.20. Horsham District Council should:

R.1. Support initiatives that add swimming capacity.

R.2. Seek to increase and guarantee access to existing school facilities without community use agreements

R.3. Seek community use agreements to ensure pay and play, club and group access to any new or enhanced facilities on education sites

R.4. Work with education providers to improve access irrespective of their appetite for a Community Use Agreement.

R.5. Further explore local demand for access to sports halls for Netball at peak times.

R.6. Ensure local demand for access to sports halls for table tennis is met.

R.7. Plan for the long-term replacement of the sports hall at Billingshurst.

R.8. Plan for the long-term replacement of Pavilions in the Park.

R.9. Support club led efforts to create additional gymnastics/trampolining facilities.

R.10. Explore opportunities to improve cycling infrastructure in the district.

R.11. Ensure that Athletics is re-provided for if the track at Broadbridge Heath is decommissioned.

R.12. Ensure that there is access to at least one well-maintained MUGA in each parish (deficiencies identified in Horsham Denne, Nuthurst, Rudgwick, Rusper, Shipley, Southwater, Storrington and Thakeham).

R.13. Secure infrastructure through s106 or CIL to meet needs of significant new developments in relation to safe walking, running and cycling routes and other recreational spaces.

R.14. Update its infrastructure development plan to reflect these priorities.

R.15. Work with local partners to increase and improve community managed facilities.

R.16. Monitor and refresh these priorities every five years.

2. STAGE A- INTRODUCTION AND SCOPE

INTRODUCTION

- 2.1. This Built Sports Facility Strategy (BFS) is one of two related pieces of work developed for Horsham District Council to provide an evidence base for the Horsham Local Plan. The other is The Playing Pitch Strategy..
- 2.2. The Built Facility Strategy is set within the context of the HDC Corporate Plan 2016 – 2019. The plan highlights four priorities being
 - **Economy** – Improve and support the local economy
 - **Efficiency** - Great value services.
 - **Communities** – Support our communities
 - **Environment** – Manage our natural and built environment
- 2.3. The separate, but linked, Built Facilities and Playing Pitch Strategies will guide future requirements for the provision and management of sports pitches and built sports facilities to serve existing and new communities in Horsham. In line with the Government’s National Planning Policy Framework (NPPF), this Strategy assesses existing provision of Built Sports Facilities, and identifies future need for this type of provision, and opportunities for its delivery.
- 2.4. The Built Sports Facility helps to plan effectively for future sports facility provision, meeting the needs of, population growth and increased participation. It also contributes to the aims and objectives of Horsham’s Sport and Physical Activity Strategy 2015-2035.
- 2.5. Implementing a planned approach to future provision of Built Sports Facilities in Horsham over the medium term, will ensure that Horsham communities have access to high quality facilities, helping communities improve their health and remain cohesive. Where the Council provides facilities, it is critical that they are as efficient and effective as possible due to continuing financial pressures.
- 2.6. The Built Sports Facilities Strategy provides evidence to support funding bids from National Sports bodies like Sport England and National Governing Bodies (NGB’s) of sport, whilst also supporting requests for developer contributions following building developments. Additionally, the strategies will help focus internal revenue and capital spending in the medium term.

THE STRATEGY AREA

Map 2.1: West Sussex showing location of Horsham District



- 2.7. In 2017 there were 135,000 residents in Horsham District¹; this figure is expected to grow to 150,000 by 2031².
- 2.8. Horsham town, the commercial and administrative centre of Horsham District, is located midway between London and the South Coast. The District gives its name to stretches between Gatwick Airport and the edge of the South Downs National Park and covers an area of 205 square miles of open countryside and designated areas of outstanding natural beauty.
- 2.9. The district is 85% rural and derives much of its economic success from its location midway between London and the coast and its close proximity to Gatwick airport with excellent transport links.
- 2.10. The District is at the heart of the Gatwick Diamond, an economic partnership consisting of the local authorities surrounding Gatwick. As part of the Coast to Capital Local Economic Partnership, Gatwick Diamond is committed to growing the economy of the area and creating jobs, and Horsham is in a prime position to benefit from, and contribute to, the opportunities created by this partnership.
- 2.11. Horsham District boasts 23 picturesque rural market towns and villages along with the tastefully developed historic market town of Horsham.

¹ Source: Mid 2014 sub national population projections

² Source: Mid 2014 sub national population projections

PURPOSE AND OBJECTIVES IN DEVELOPING A SPORTS FACILITIES STRATEGY

2.12. Horsham District Council recognises the need to provide quality facilities and the right facilities in the right place to try and support an increase in the levels of physical activity and improvements to public health within the District.

2.13. There are therefore a number of drivers for Horsham to develop a Built Sports Facilities Strategy. The purpose of the study is to inform, provide evidence for, and make recommendations in relation to:

- **Planning policies on:**
 - a) Locally derived sports provision standards
 - b) Protection of existing, sports and recreation sites (See Action Plan)
 - c) Allocation of sites for new and/or improved sports and recreation facilities, if necessary;
- **The infrastructure required to support development set out in an updated Infrastructure Delivery Schedule;**
- **Development management decisions, including assisting in negotiations for financial contributions and/or direct provision on site;**
- **The allocation of existing money collected through financial contributions from developers towards the provision of open space;**
- **Applications for external funding for improvements to existing facilities and new projects; The updating of Action Plan 1 *Ensure sufficient and appropriate sporting infrastructure – provide the right type of facilities, of the right quality in the right place* within the Horsham District Council Sport and Physical Activity Strategy**
- **Updating Local Standards for the protection and future provision of open space, sport and recreation facilities (indoor and outdoor);**
- **Ensuring sustainability of provision at local level.**

2.14. In addition to providing a robust evidence base for the new Local Plan, this Built Sports Facility Strategy will build on work undertaken by Horsham District Council and the Parish/Town Councils in relation to development of Neighbourhood Plans.

2.15. This Strategy covers the geographical area of Horsham District but references areas outside the District boundaries as appropriate. It reflects the diversity of open space, sport and recreational needs across the District.

2.16. The Vision for the Strategy is:

‘to facilitate provision of good quality and accessible facilities to accommodate a range of sports / physical activities to meet current and future levels of demand, and to provide enhanced participation opportunities to increase the number of people regularly taking part in sport and physical activity’.

2.17. The Built Facilities Strategy fits within the overarching Sport and Physical Activity Strategy framework at local level.

STRATEGY STRUCTURE

2.18. The Strategy has been developed using the Sport England Assessing Needs and Opportunities guidance (ANOG), published in 2014.

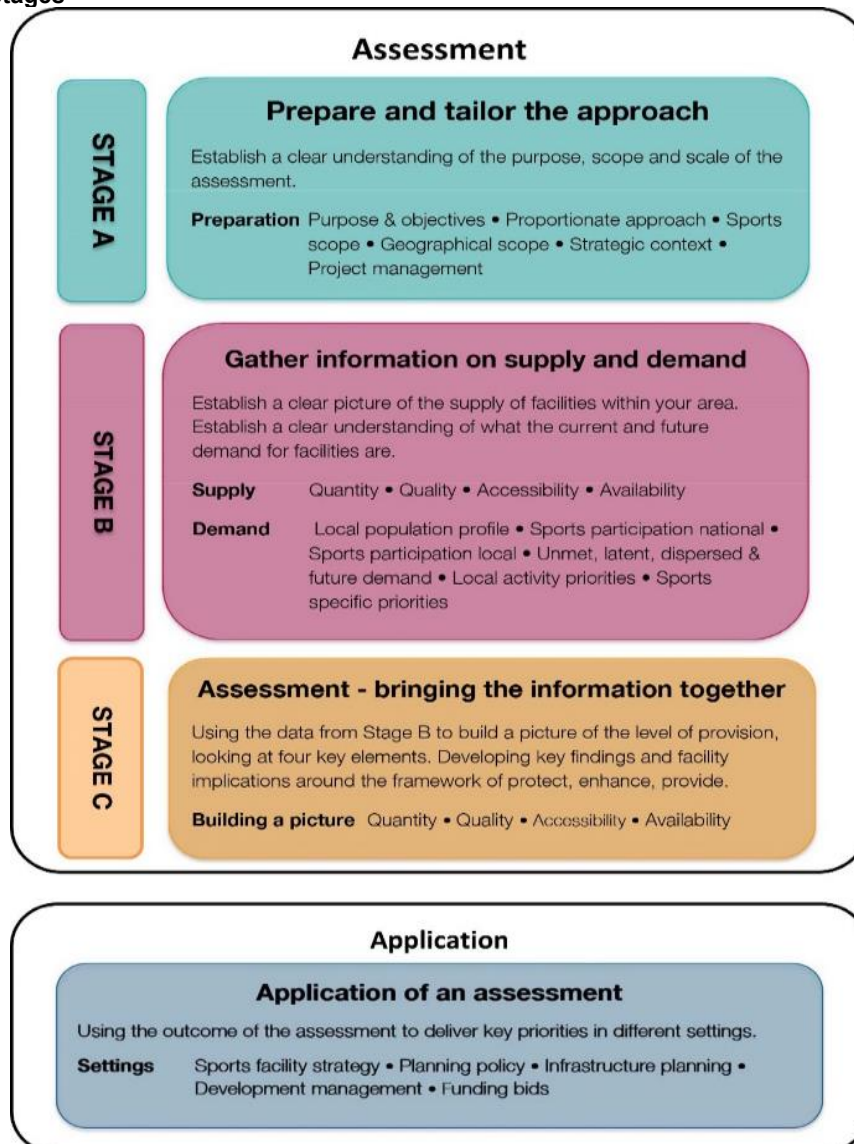
2.19. The overall document is essentially in two parts:

- The **Assessment of Need** –based on the ANOG approach, as set out in Figure 2.1 below:
- The **Built Facilities Strategy**- this sets out the proposed response to the issues identified in the Needs Assessment

2.20. In addition to the quantity, quality, accessibility and availability assessment required by ANOG, this Strategy also considers future operational sustainability in its analysis and recommendations for future provision.

2.21. The Strategy also reflects the requirements of the Sport England Strategic Delivery Model (2018) in identifying need and the evidence base for this.

Figure 2.1: ANOG Stages



SPORTS AND GEOGRAPHICAL SCOPE

2.22. The scope of this Strategy includes analysis of provision for the following facility types across the District of Horsham, in line with the geographical area covered by the Local Plan.

- **Sports Halls (including schools and community buildings), and covering indoor sports hall sports such as, badminton, basketball, netball, table tennis and volleyball**
- **Health & Fitness Centres (including dance/aerobic studios)**
- **Squash Courts**
- **Swimming Pools**
- **Indoor and outdoor Bowls**
- **Indoor and outdoor athletics**
- **Gymnastics halls**
- **Community halls**
- **Indoor and outdoor tennis facilities**
- **Programmed multi-use games areas**

2.23. Outdoor sports facilities and pitches are covered in the 2019 Playing Pitch Strategy (PPS). This Built Sports Facility Strategy comprises:

- **A Strategy and Action Plan, which sets out the full range of findings supported by the evidence, which is fully NPPF compliant.**
- **Technical evidence which sets out the results of the assessment for all indoor sports facilities (this detail is in Appendix 2).**
- **Location plans of all sites using a GIS mapping system.**
- **Identification of proposals for generic District wide issues, sport specific issues and area specific issues**
- **A list of priority projects for improvements needed to indoor sport and leisure facilities over the Strategy period, with information on indicative costs, phasing and proposed delivery mechanisms, where possible (See Action Plan)**
- **Recommendations to inform policy, local standards, guidelines and good practice**

PROPORTIONATE APPROACH

2.24. The brief developed by Horsham District Council identified the aim of the strategy development process as:

‘The aim of the project is to provide HDC with a BFS and PPS to encompass all playing pitches and all built sports provision (as specified) in the District. This will provide a baseline for current and future supply and demand assessments for each of the sports being considered, and also set out a vision with a strategic approach to playing pitch provision in the short, medium and long term’.

2.25. With consideration given to the impact of:

- Latent demand based on consultation with stakeholders including National Governing Bodies, sports clubs and the wider population in Horsham;
- Future demand as a result of population change to 2031;
- Any changes to participation in sport or sports development initiatives;
- Cross boundary impacts between Horsham and neighbouring authorities.

PROJECT MANAGEMENT

2.26. The development of this Strategy has been informed and influenced by a number of key national and local strategies and policies. The majority of the national policies and references are summarised in Appendix 1. Other key local policies and strategies are summarised in Appendix 9, and referenced in subsequent sections of the Strategy, as appropriate.

3. STRATEGIC POLICY AND CONTEXT

INTRODUCTION

NATIONAL LEVEL

- 3.1 There are a number of key national and local strategies and policies which inform and influence the development of these strategies. The majority of the national documents are summarised in Appendix 1, National Context, but the main ones are summarised below. These national policies inform the approach to current and future provision of sports facilities, linked to health improvement, increased participation, and the appropriate levels of provision of facilities to meet local needs. From a planning perspective, the national agenda makes the link between national planning policy, a Local Plan and population growth at local level, and the need to plan for increased demands for infrastructure and provision, linked to Sport England's priorities of Protect, Enhance and Provide.

NATIONAL PLANNING POLICY FRAMEWORK (NPPF)

- 3.2 The National Planning Policy Framework (NPPF) sets out the requirement for local authorities to assess the need for sports and recreational facilities and to plan provision to meet these needs. Paragraphs 73 and 74 outline the planning policies for the provision and protection of sport and recreation facilities:

“Access to high quality open spaces and opportunities for sport and recreation can make an important contribution to the health and well-being of communities. Planning policies should be based on robust and up to date assessments of the needs for open space, sports and recreation facilities and opportunities for new provision. The assessments should identify specific needs and quantitative or qualitative deficits or surpluses of open space, sports and recreational facilities in the local area. Information gained from the assessments should be used to determine what open space, sports and recreational provision is required”.

- 3.3 'Existing open space, sports and recreational buildings and land, including playing fields, should not be built on unless':
- **An assessment has been undertaken which has clearly shown the open space, buildings or land to be surplus to requirements; or**
 - **The loss resulting from the proposed development would be replaced by equivalent or better provision in terms of quantity and quality in a suitable location; or**
 - **The development is for alternative sports and recreational provision, the needs for which clearly outweigh the loss'.**
- 3.4 Sport England is a statutory consultee on all planning applications that affect sports facilities; it looks to improve the quality, access and management of sports facilities as well as investing in new facilities to meet unsatisfied demand. Sport England requires local authorities to have an up-to date assessment of sports facility needs and an associated strategy including a recommendation that the evidence base is reviewed every five years.

3.5 The key drivers for the production of the strategy as advocated by Sport England are to protect, enhance and provide sports facilities, as follows:

- **PROTECT:** To provide evidence to inform policy and specifically to support Site Allocations and Development Management Policies which will protect sports facilities and their use by the community, irrespective of ownership
- **ENHANCE:** To ensure that sports facilities are effectively managed and maintained and that best uses are made of existing resources - whether facilities, expertise and/or personnel to improve and enhance existing provision – particularly in the light of pressure on local authority budgets
- **PROVIDE:** To provide evidence to help secure external funding for new facilities and enhancements (if on the Regulation 123 List) and Section 106 agreements. Sport England and the local authority can then use the strategies developed and the guidance provided in making key planning decisions regarding facility developments in the area.

A NEW STRATEGY FOR SPORT – DEPARTMENT FOR CULTURE, MEDIA AND SPORT

3.6 The Department for Culture, Media and Sport, following a consultation paper in 2015, launched the new strategy 'Sporting Future: A new Strategy for an Active Nation' in 2016. The development of the new strategy reflects a need to re-invigorate the nation's appetite for participation in sport following what appears to be a significant reduction in participation (highest profile being swimming), following the immediate upsurge after the 2012 London Olympics.

3.7 The sport strategy is targeting five outcomes which each sports organisation, public or private sector, will be measured against:

- **Physical wellbeing**
- **Mental wellbeing**
- **Social and community development**
- **Individual development**
- **Economic development.**

3.8 Government funding will go toward organisations which can best demonstrate that they will deliver some or all of the five outcomes

3.9 The delivery of the outcomes will be through three broad outputs;

- **More people from every background regularly and meaningfully taking part in sport and physical activity, volunteering and experiencing live sport.**
- **A more productive, sustainable and responsible sports sector**
- **Maximising international and domestic sporting success and the impact of major sporting events**

SPORT ENGLAND STRATEGY 2016- 2021 TOWARDS AN ACTIVE NATION'

3.10 The Vision for this Strategy is:

'We want everyone in England regardless of age, background or level of ability to feel able to engage in sport and physical activity. Some will be young, fit and talented, but most will not. We need a sport sector that welcomes everyone – meets their needs, treats them as individuals and values them as customers'.

3.11 The Sport England Strategy 'Towards an Active Nation' puts the policies set out in 'A new Strategy for an Active Nation' into practice. This will mean significant change for Sport England and for their partners.

3.12 The strategy sets out how Sport England will deliver this task. The key changes Sport England will make are:

- Focusing more money and resources on **tackling inactivity** because this is where the gains for the individual and **for** society are greatest
- Investing more in **children and young people from the age of five** to build positive attitudes to sport and activity as the foundations of an active life
- **Helping those who are active now to carry on, but at lower cost to the public purse over time.** Sport England will work with those parts of the sector that serve the core market to help them identify ways in which they can become more sustainable and self-sufficient
- **Putting customers at the heart** of what we do, responding to how they organise their lives and helping the sector to be more **welcoming and inclusive, especially of those groups currently under-represented in sport**
- Helping sport to keep pace with the **digital expectations** of customers
- Working nationally where it makes sense to do so (for example on infrastructure and workforce) but **encouraging stronger local collaboration** to deliver a more joined-up experience of sport and activity for customers
- Working with a **wider range of partners**, including the private sector, using our expertise as well as our investment to help others align their resources
- Working with the sector to encourage innovation and share best practice particularly through applying the principles and practical learning of **behaviour change**

3.13 The remaining national policy context is summarised in Appendix 1, National Policy Context.

LOCAL LEVEL

3.14 A number of current strategic policies, strategies and factors influence current and future supply and demand for sport and recreation facilities in Horsham District. As well as providing the context for future facility provision, e.g. health improvement, improving accessibility, increasing participation, these strategies provide opportunities to link priority areas and needs, and ensure that outcomes are aligned with identified local objectives. The relevant strategies and policies include:

- **Horsham Corporate Plan 2016-2019**
- **Adopted Horsham Local Planning Framework 2015-2031**
- **All Our Futures – Sustainable Community Strategy 2009 – 2026**
- **Horsham District Sport and Physical Activity Strategy 2015-2035**
- **Horsham District Council Green Space Strategy 2013**
- **Horsham – Health Profile**

3.15 The above strategies/policies are summarised in Appendix 5. Demographic and participation data is summarised below.

FUTURE DEVELOPMENT IN THE DISTRICT

HORSHAM DISTRICT PLANNING FRAMEWORK, 2015 TO 2031

3.16 The Vision for the Horsham Planning Framework is:

“A dynamic district where people care and where individuals from all backgrounds can get involved in their communities and share the benefits of a district that enjoys a high quality of life.”

3.17 A key factor influencing the future provision of sports facilities in the District (what, and where) is the scale and location of future housing development, which impacts on population density and also levels and nature of community demand.

- **Strategic Policy: Housing Provision**
Provision is made for the development of at least 16,000 homes and associated infrastructure within the period 2011-2031, at an average of 800 homes per annum. This figure will be achieved by:
 1. **Housing completions for the period 2011 – 2015;**
 2. **Homes that are already permitted or agreed for release;**
 3. **Strategic Sites:**
 - a. At least 2,500 homes at Land North of Horsham
 - b. Around 600 homes at Land West of Southwater
 - c. Around 150 homes at Land South of Billingshurst
 4. **The provision of at least 1500 homes throughout the district in accordance with the settlement hierarchy, allocated through Neighbourhood Planning.**
 5. **750 windfall units**

3.18 The Horsham District Planning Framework sees 10,000 new homes being completed in the first 15 years of the Framework.

POPULATION PROFILES AND PROJECTIONS.

3.19 The current and future population profile of Horsham District and the locations of growth are important to understand in relation to planning for the future provision of sport and physical activity.

3.20 In 2017 there are 135,000 residents in Horsham District³; this figure is expected to grow to 150,000 by 2031⁴.

3.21 Horsham town, the commercial and administrative centre of Horsham District, is located midway between London and the South Coast. The District gives its name to stretches between Gatwick Airport and the edge of the South Downs National Park and covers an area of 205 square miles of open countryside and designated areas of outstanding natural beauty.

3.22 The district is 85% rural and derives much of its economic success from its location midway between London and the coast and its close proximity to Gatwick airport with excellent transport links:

- **Less than 20 minutes from Gatwick International Airport**
- **Direct routes to London and the South Coast via M23, M25, and A24**
- **Good access to the South Coast ferry ports**
- **Over 80 rail connections to London daily – fastest journey time around 48 minutes**

3.23 This places the district at the heart of the Gatwick Diamond, an economic partnership consisting of the local authorities surrounding Gatwick. As part of the Coast to Capital Local Economic Partnership, Gatwick Diamond is committed to growing the economy of the area and creating jobs, and Horsham is in a prime position to benefit from, and contribute to, the opportunities created by this partnership.

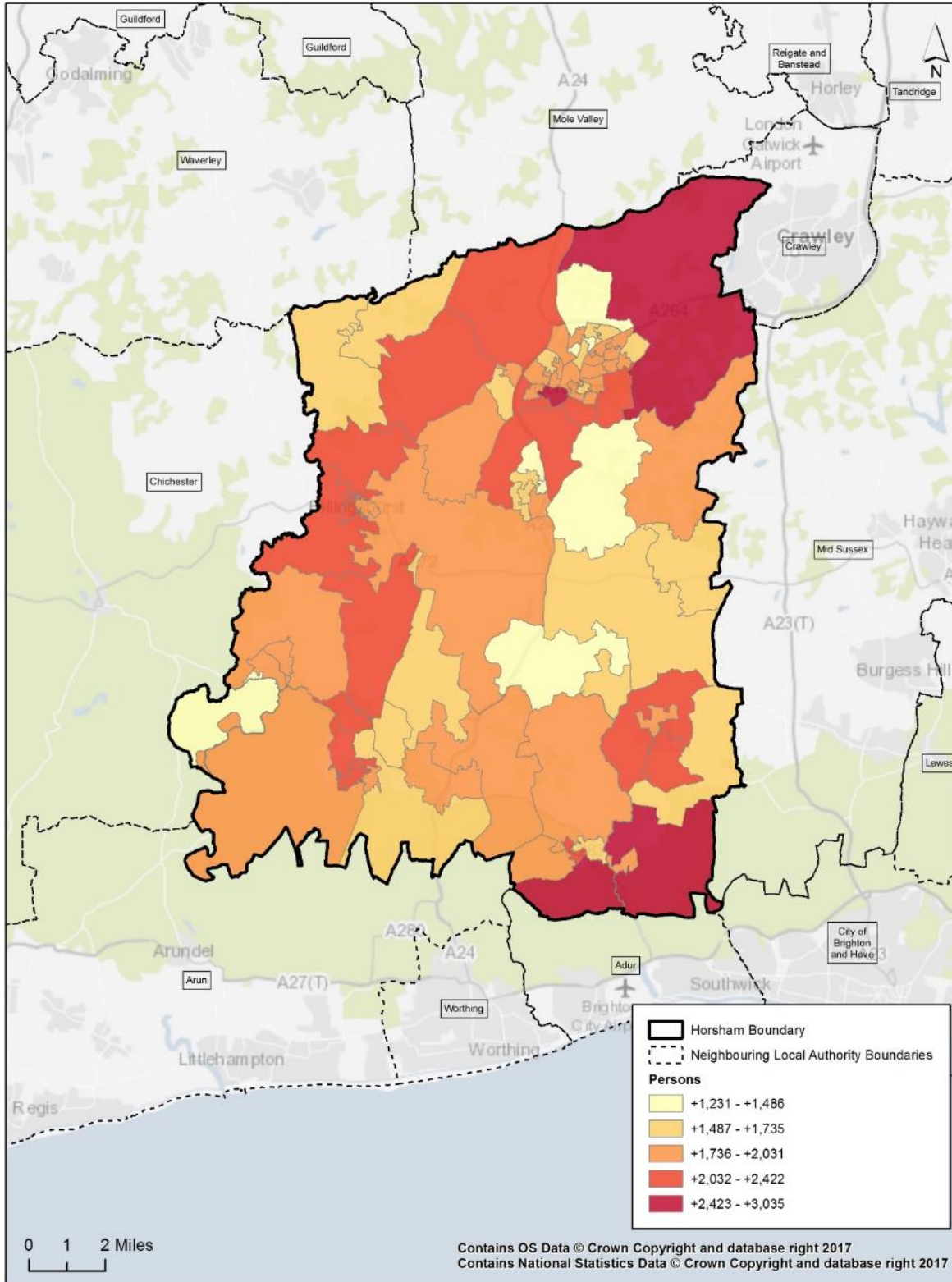
3.24 Horsham District comprises 23 picturesque rural market towns and villages along with the tastefully developed historic market town of Horsham. The largest are detailed below (population and household information is taken from the 2011 Census and is based on the electoral wards. As a result, some of the stated figures include nearby rural areas and smaller villages):

- **Within the Gatwick Diamond:**
 - ⇒ Horsham town – 49,000 residents in 21,000 households; and
 - ⇒ Southwater – 11,000 residents in 3,900 households.
- **Within South Downs National Park:**
 - ⇒ Pulborough – 6,100 residents in 2,800 households (including Coldwaltham);
 - ⇒ Storrington – 9,600 residents in 4,400 households (including Amberley, Parham, Sullington and Washington); and
 - ⇒ Steyning – 6,300 residents in 2,900 households.
- **Connecting the Gatwick Diamond and the South Downs:**
 - ⇒ Billingshurst – 9,400 residents in 4,100 households (including Shipley); and
 - ⇒ Henfield – 5,100 residents in 2,300 households.

³ Source: Mid 2014 sub national population projections

⁴ Source: Mid 2014 sub national population projections

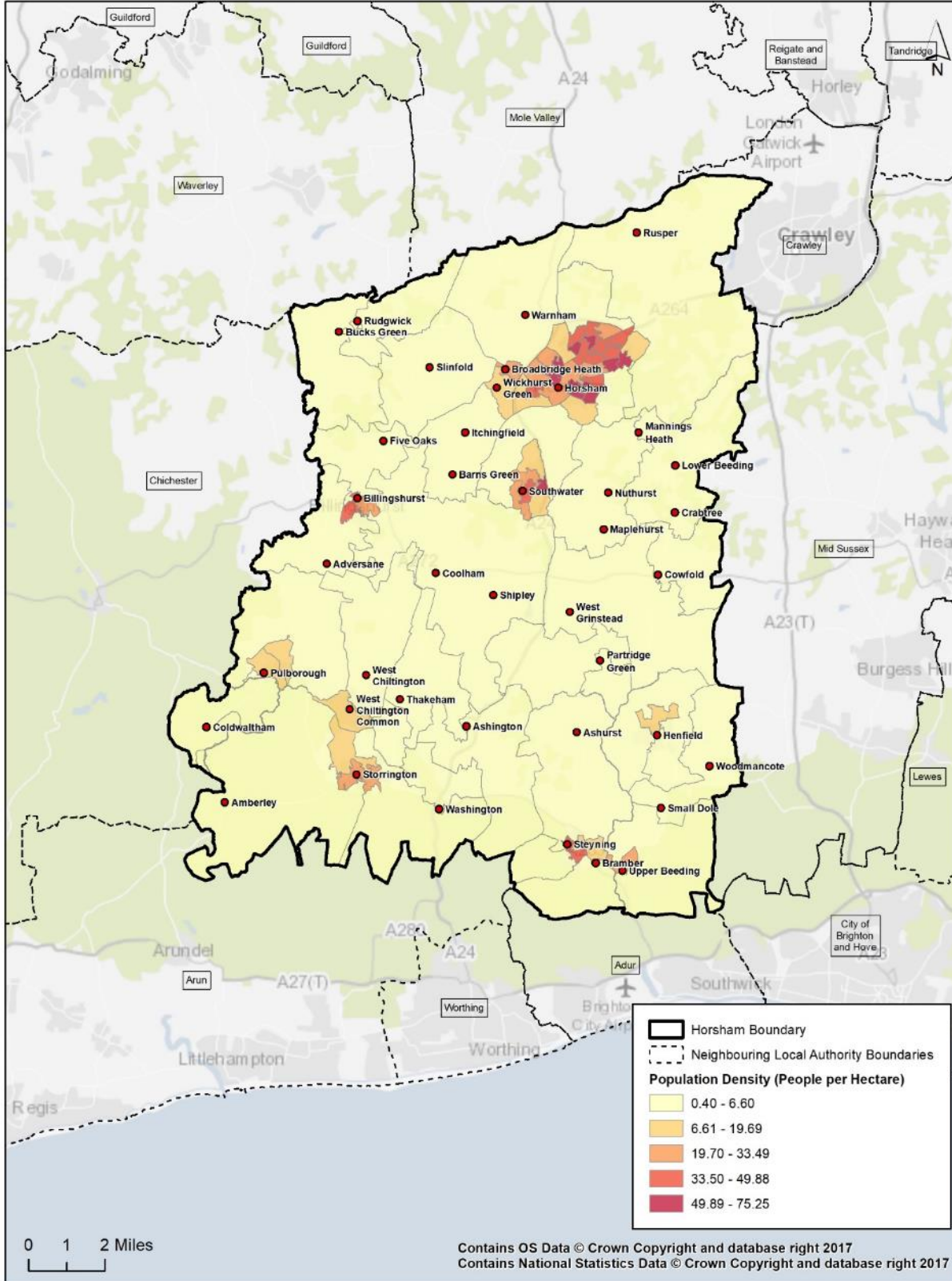
Map 3.1: Population Distribution in Horsham 2017



Usual resident population by lower super output area in Horsham (2017)



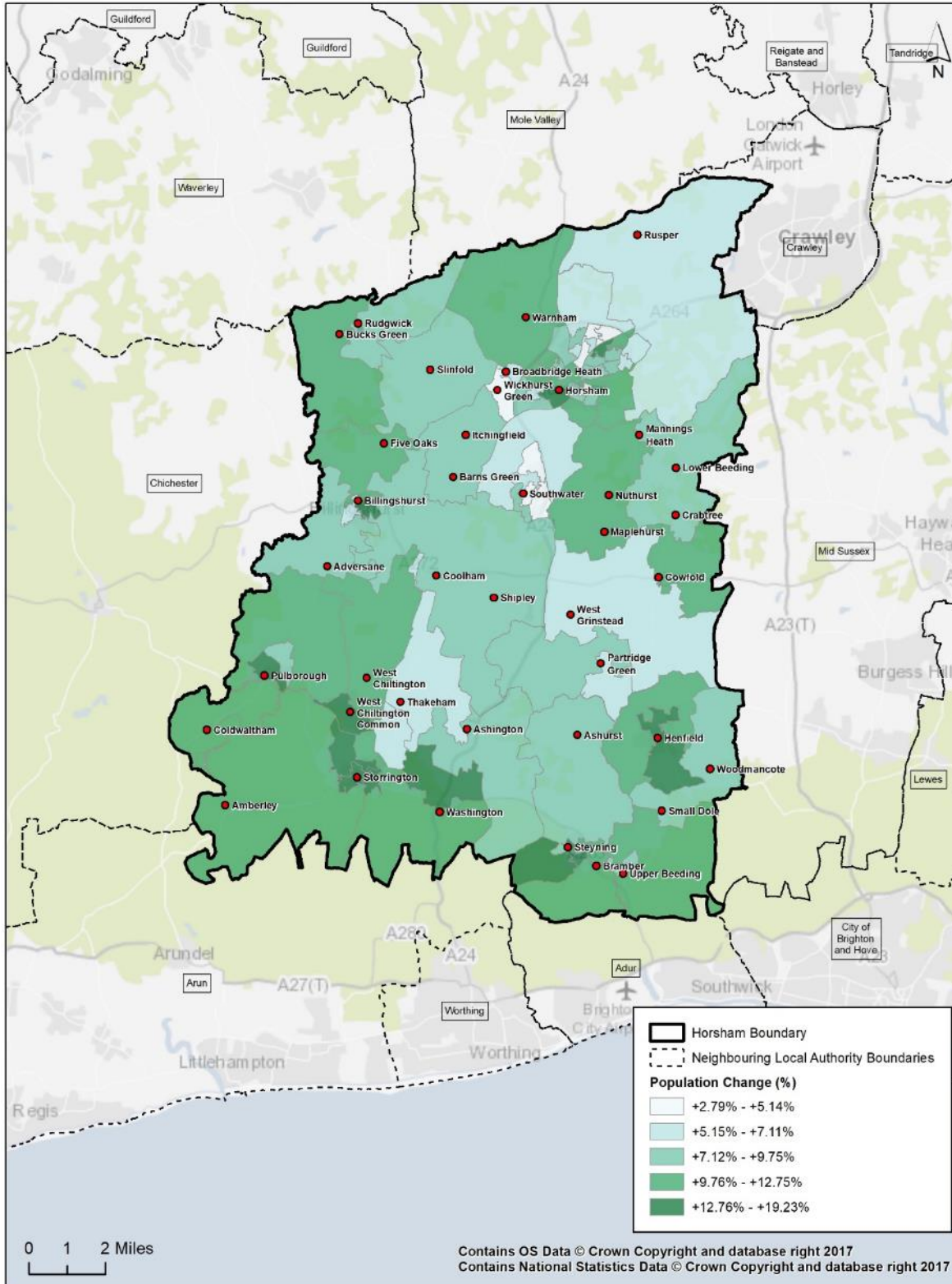
Map 3.2: Population Density in Horsham, 2017



Usual resident population density by lower super output area in Horsham (2017)



Map 3.3: Population Growth in Horsham 2017 to 2036



Percentage change in population by lower super output area in Horsham (2017 - 2031)



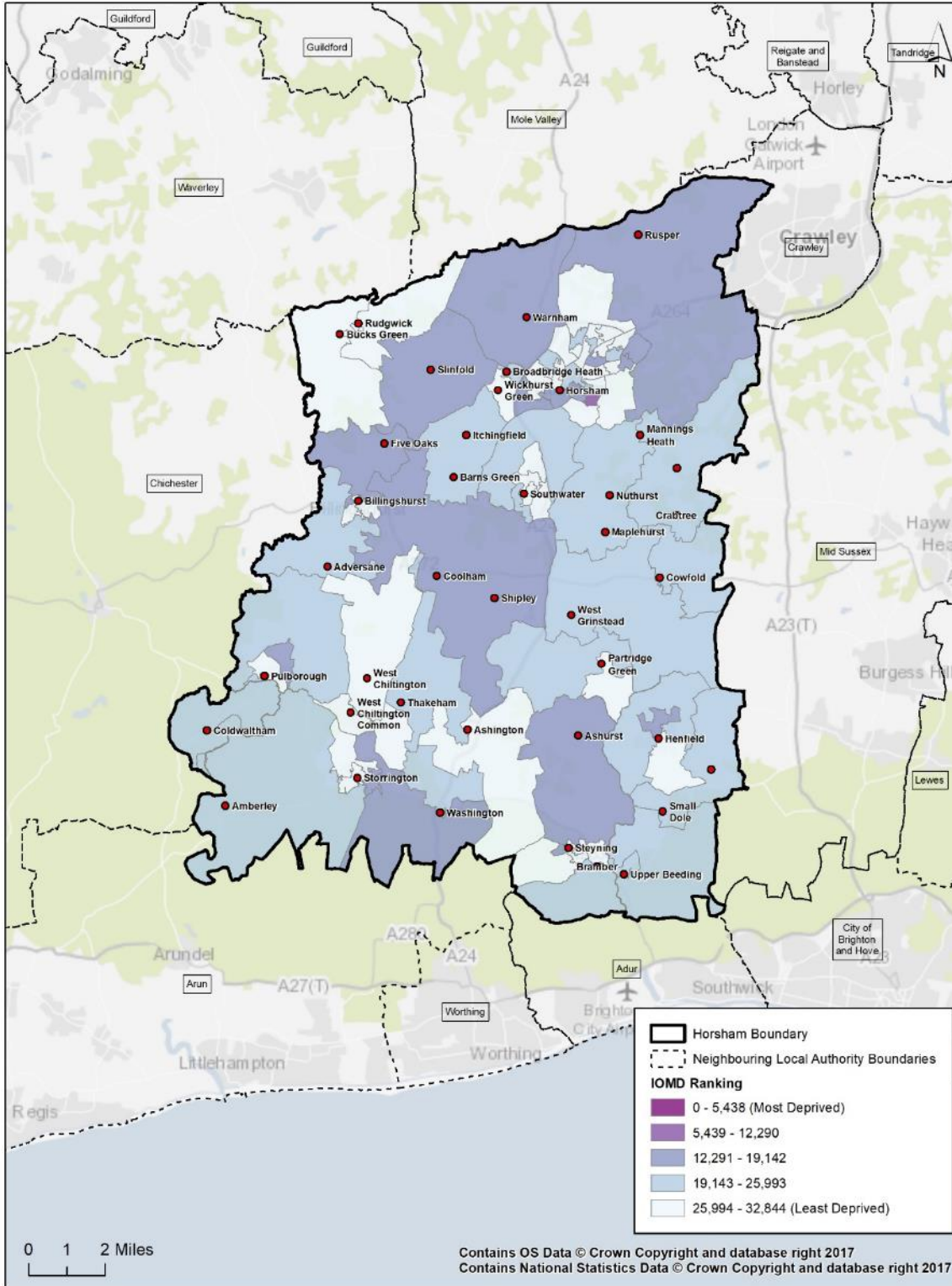
POPULATION PROFILE – DEPRIVATION

3.25 Horsham is ranked 295 out of 354 local authorities (where 354 is the least deprived) based on average deprivation scores (2015 Indices of Deprivation).

- **A higher percentage of Horsham residents are in higher or intermediate employment positions than the English average (Census 2011). There is significant out-commuting from the District for employment.**
- **Around 85% of the population (Census 2011) is economically active; 60% of the population is of working age**
- **There is a relatively low % of unemployment in the District, and this continues to fall**
- **Based on the 2011 Census there are around 6,000 students in the District**
- **Educational achievement in the District is above the national average**
- **Car ownership is high with 75% of households having access to at least one car; however, 11.8% of households have no access to a car. 35.5% of households have 2 cars**
- **There are 30% more households with 2 cars or vans in Horsham than the national figure**
- **There are 40% more households with 3 cars or vans in Horsham than the national figure**
- **There is a net outflow of 10,000 commuters primarily to London, Crawley and Gatwick. Many of the Horsham population live and work in the District.**

3.26 Map 3.4 shows the areas of deprivation in the District; the darker colours are the areas of highest deprivation.

Map 3.4: Levels of Deprivation in Horsham



Index of Multiple Deprivation by lower super output area in Horsham (2015)



HEALTH PROFILE

- 3.27 The health of people in Horsham is generally better than the England average.
- 3.28 Horsham is one of the 20% least deprived districts/unitary authorities in England, however about 8% (1,900) of children live in low income families. Life expectancy for both men and women is higher than the England average.

HEALTH INEQUALITIES

- 3.29 Life expectancy is 7.9 years lower for men and 7.5 years lower for women in the most deprived areas of Horsham than in the least deprived areas.

CHILD HEALTH

- 3.30 In Year 6, 12.7% of children are classified as obese, lower than the average for England. The rate of alcohol-specific hospital stays among those under 18 was 28.4*. This represents 8 stays per year. Levels of teenage pregnancy, GCSE attainment, breastfeeding initiation and smoking at time of delivery are lower than the England average.

ADULT HEALTH

- 3.31 The rate of alcohol-related harm hospital stays is 461*, lower than the average for England. This represents 631 stays per year. The rate of self-harm hospital stays is 154.8*, lower than the average for England. This represents 192 stays per year. The rate of smoking related deaths is 212*, lower than the average for England. This represents 186 deaths per year. Estimated levels of adult excess weight and smoking are lower than the England average. The rate of people killed and seriously injured on roads is worse than average. Rates of sexually transmitted infections and TB are lower than the English average. Rates of violent crime, long term unemployment, early deaths from cardiovascular diseases and early deaths from cancer are lower than the English average. (* = per 100,000 people)
- 3.32 Health priorities in Horsham include dementia, emotional wellbeing and mental health, reducing excess winter deaths, and reducing deaths and injuries on the roads⁵.
- 3.33 Table 3.1 shows the health costs of physical inactivity in Horsham, compared to those at regional and national level. This highlights that costs in Horsham are higher compared to both regional and national levels. However, with the projected population growth, of which a significant proportion are older people, Horsham needs to be proactive to continue to maintain the current positive health profile and aim for continued improvement in the health of Horsham residents resulting in reducing health costs further.

Table 3.1: Health costs of Physical Inactivity in Horsham ⁶

DISEASE CATEGORY	HORSHAM	SOUTH EAST	ENGLAND
TOTAL COST	£2,505,433	£133,171,867	£944,289,723
COST PER 100,000 POPULATION	£1,953,314	£1,580,313	£1,817,285

⁵ Source: JSNA 2015/Horsham Health Profile 2016

⁶ Source: Department of Health 2017

SUMMARY OF KEY DEMOGRAPHIC FACTORS AND THEIR IMPLICATIONS

3.34 Table 3.2 summarises the demographic profile of Horsham’s localities, reflecting the overall demographic analysis and factors for the District as discussed above.

Table 3.2: Summary of Horsham’s Localities – Demographic Profile ⁷

LOCALITY DESCRIPTION	<ul style="list-style-type: none"> • Horsham District, is located midway between London and the South Coast. The District covers an area of 205 square miles of open countryside and designated areas of outstanding natural beauty. • Horsham is the main town in the District. • The District is a combination of both rural and urban areas.
POPULATION PROFILE	<ul style="list-style-type: none"> • Population will grow to 150,000 by 2031. • Ageing population; the 50+ age group is 42% of the population and growing.
ETHNICITY	<ul style="list-style-type: none"> • 96% White British, 4% BME.
HOUSING	<ul style="list-style-type: none"> • 16,000 new homes projected by 2031. • Key development areas: • Strategic Sites: <ul style="list-style-type: none"> ⇒ At least 2,500 homes at Land North of Horsham ⇒ Around 600 homes at Land West of Southwater ⇒ Around 150 homes at Land South of Billingshurst
DEPRIVATION	<ul style="list-style-type: none"> • Some pockets of deprivation around Broadbridge Heath area.
EDUCATION	<ul style="list-style-type: none"> • Educational attainment above average at GCSE level.
CAR OWNERSHIP	<ul style="list-style-type: none"> • 81.8% of the population has access to at least one car; 11.8% has no access to a car.
HEALTH	<ul style="list-style-type: none"> • Overall health better than the national average.

PHYSICAL ACTIVITY AND PARTICIPATION

THE INTRINSIC VALUE OF PARTICIPATION

3.35 The value of participation in sport and physical activity is significant, and its contribution to individual and community quality of life should not be underestimated. This is true for both younger and older people; participation in sport and physical activity delivers:

- **Opportunities for physical activity, and therefore more ‘active living’;**
- **Health benefits – cardio vascular, stronger bones, mobility;**
- **Health improvement;**
- **Mental health benefits; and**
- **Social benefits – socialisation, communication, inter-action, regular contact, stimulation.**

⁷ Source: All statistics quoted in Table 3.6 are taken from local context documents Appendix 5

- 3.36 In addition, participation in sport and physical activity can facilitate the learning of new skills, development of individual and team ability / performance, and provide a ‘disciplined’ environment in which participants can ‘grow’ and develop.
- 3.37 The benefits of regular and active participation in sport and physical activity will be important to promote in relation to future sport, leisure and physical activity in Horsham. There is an existing audience in the District, which already recognise the advantages of participation, and a latent community who are ready to take part. The sport, physical activity and leisure offer in the District can support the delivery of the desired outcomes across a number of District strategic priorities and objectives.

CURRENT PARTICIPATION RATES

- 3.38 In terms of the Public Health England definition for physical activity (150 minutes or equivalent of at least moderate intensity activity per week) 61.1% of adults aged 16+ years are classed as being active by Horsham public health report in 2015.

Table 3.3: Physically active and inactive adults ⁸

RATE	HORSHAM	SOUTH EAST	ENGLAND
% ACTIVE	61.1 %	60.2 %	57.0 %
% INACTIVE	25.6 %	25.1 %	28.7 %

- 3.39 The Active Lives Survey has now replaced the Sport England Active People Survey. Active Lives Year 3 data for Horsham highlights the following:
- **79.6% of Horsham’s residents aged 16+ took part in sport and physical activity at least twice in the 28 days prior to the survey being undertaken; this is lower than the regional average of 80.6%**
 - **22.3% of the District’s population is inactive – i.e. they had undertaken less than 30 minutes physical activity or sport in the last 28 days; this is the same level of inactivity as the regional average**
 - **13.1% of the District’s population had undertaken at least 30-149 minutes physical activity or sport in the last 28 days; this is higher than the regional average of 12.5%**
 - **64.6% of the District’s population had undertaken at least 150 minutes physical activity or sport in the last 28 days (including gardening); this is lower than the regional average of 65.2%**
- 3.40 This data further highlights that whilst many in the District are physically active, the regularity of this could still increase, and there is nearly a quarter of the population who are not active enough to gain any health benefits.

⁸ Source: Public Health England - Public Health Outcomes Framework. Measure: percentage of physically active and inactive adults. Time period(s): 2016

MARKET SEGMENTATION

- 3.41 Sport England’s market segmentation model comprises of 19 ‘sporting’ segments (See Appendix 12). It is designed to assist understanding of attitudes, motivations and perceived barriers to sports participation and to assist agencies involved in the delivery of sport and recreation to develop tailored interventions, communicate more effectively with the target market and to better understand participation in the context of life stages and cycles.
- 3.42 In Horsham, the dominant segments are; Tim, Philip, Ralph and Phillis and Alison.

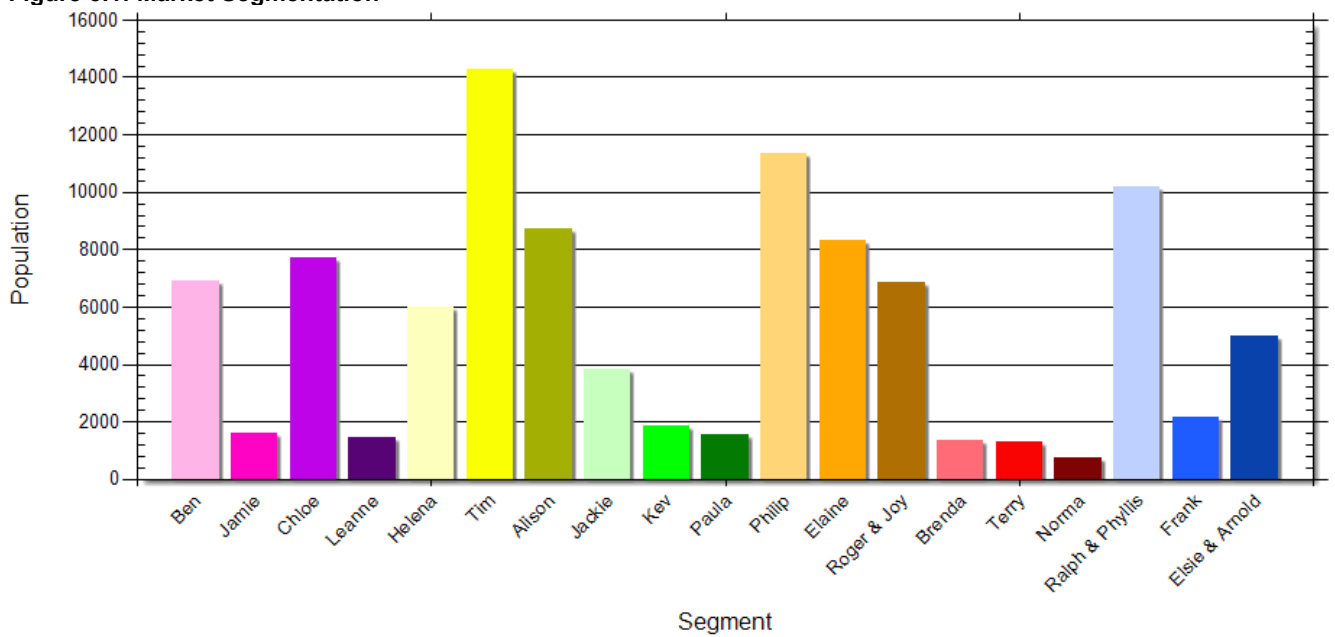
Table 3.4: Summary of Market Segmentation for Horsham

MARKET SEGMENT	KEY CHARACTERISTICS	% HORSHAM	ACTIVITIES / SPORTS THAT APPEAL TO SEGMENT
TIM SETTLING DOWN MALES	<p>Tim is an active type that takes part in sport on a regular basis.</p> <p>He is aged 26-35, may be married or single, is career professional and may or may not have children.</p> <p>Tim participates in very active, technical sports, team sports, individual activities and is likely to have a gym membership.</p>	14.0%	Cycling, keep fit / Gym, Swimming, Football, Athletics or Running, Football
PHILIP COMFORTABLE MID-LIFE MALES	<p>Mid-life professional, sporty males with older children and more time to themselves.</p> <p>Philip’s sporting activity levels are above the national average.</p> <p>The top sports that Philip participates in are cycling and 16% of this segment do this at least once a month, almost double the national average.</p> <p>Philip also enjoys keep fit/gym, swimming, football, golf and athletics (running). His participation in most of his top sports is above the national average, which is indicative of the priority he places on sport.</p>	11.2%	Cycling, keep fit / Gym, Swimming, Football, Golf, Athletics or Running
RALPH AND PHYLLIS COMFORTABLE RETIRED COUPLES	<p>Late 60’s, retired. Their children are grown up and have moved out of the family home.</p> <p>Generally, less active than the average adult population. Activity levels are high within their age range.</p> <p>The top sports that Ralph & Phyllis participate in are 10% of this group take part in ‘keep fit/gym’, 7% take part in swimming, and 7% in Golf.</p>	10.1%	Keep fit / Gym, Swimming, Golf

MARKET SEGMENT	KEY CHARACTERISTICS	% HORSHAM	ACTIVITIES / SPORTS THAT APPEAL TO SEGMENT
ALISON STAY AT HOME MUMS	<p>Mums with a comfortable, but busy, lifestyle.</p> <p>Attends a few exercise classes per week, and the family go swimming at weekends.</p> <p>Allison is concerned about living a healthy lifestyle but enjoys a well-deserved glass of wine. Keep fit and swimming are the most popular sports with 27% of the segment taking part in these activities.</p>	8.6%	Keep fit / Gym, Swimming. Cycling, Running

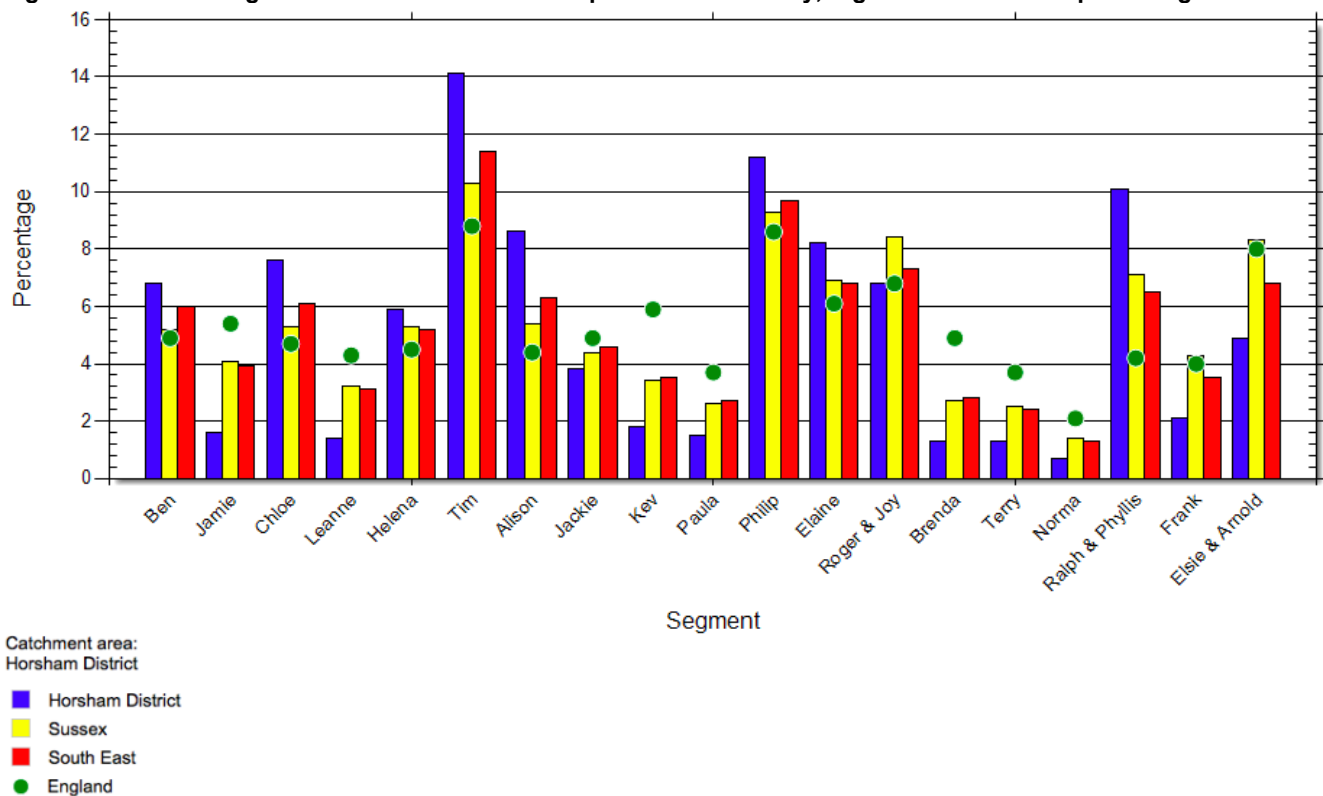
3.43 The overall market segmentation is:

Figure 3.1: Market Segmentation



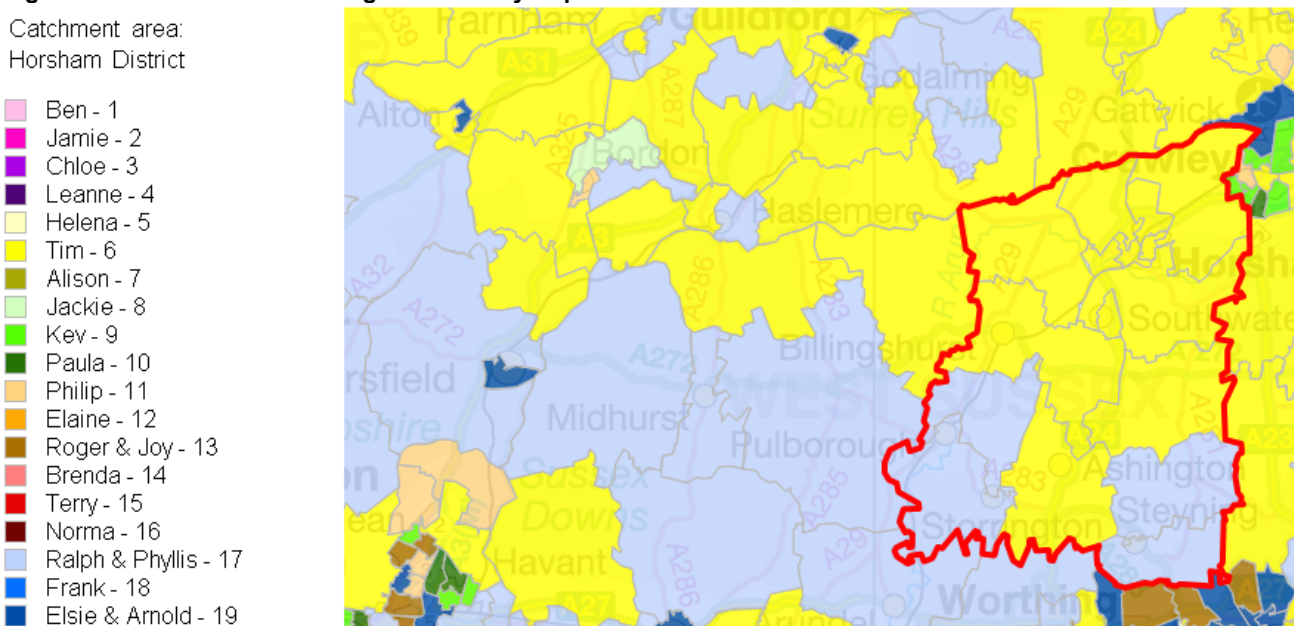
3.44 Figure 3.2 compares the dominant market segments as a percentage of the population in the District and with the county, regional and national percentages.

Figure 3.2: Market Segmentation in Horsham – comparison with county, regional and national percentages



3.45 In terms of geographic distribution Tim and Ralph and Phyllis dominate all areas of the District. Elsie and Arnold and Key are prominent segments-based North of Horsham.

Figure 3.3: Dominant Market Segmentation by Population



- 3.46 The market segmentation illustrates, in sports participation terms, the prominence of certain segments within the District and therefore the need to ensure that future provision addresses local needs, based on population age, structure, health inequalities, and current participation levels, as well as interest, and existing facility infrastructure.
- 3.47 In particular, given that the dominant segments will tend to participate in these sports, it will be important to retain good quality facilities and therefore opportunities, for swimming, keep fit/gym, cycling, running and golf in the District, to ensure participation levels are wherever possible, increased.

THE ECONOMIC VALUE OF SPORT

- 3.48 Sport has a valuable role to play in benefitting the health and social economy of the nation and at local level. It is estimated that sport makes an £11.3 billion contribution to the health economy of England. In 2013, sport contributed gross value-add (GVA) of £20.3 billion to the economy in England. In Horsham, the total GVA value was £42.3 (£34.4 accounts for participation in sport). Overall, sport generates £58m of health benefits in Horsham ⁹.

⁹ Source: Sport England Local Profile 2015, and the Economic Value of Sport, 2013

4. STAGE B - EXISTING FACILITY PROVISION

INTRODUCTION

- 4.1. The current level and nature of facility provision in Horsham, has been assessed across the District. The population base used for the assessment and analysis is the ONS 2014 mid-year estimates as set out in detail in Section 3.
- 4.2. The ONS mid 2014 population projections set out a population increase between 2017 and 2031 of 13,000 from 137,000 to 150,000.
- 4.3. The figure of 13,000 population is used as the basis for calculating future need for facility provision in the District to 2031. This reflects population growth as a result of 5000 new homes in the West and North of Horsham (2k in the West and 2,750 in the North).

SUPPLY OF FORMAL SPORT AND RECREATIONAL FACILITIES IN HORSHAM

- 4.4. The following summarises the existing indoor sports facilities across Horsham:

Table 4.1: Existing Indoor and Outdoor Sports Facilities – Horsham ¹⁰

FACILITIES	HORSHAM
SPORTS HALL (3+ COURTS)	18
SWIMMING POOLS	22 (including lidos)
HEALTH AND FITNESS SUITES	19
STUDIOS	15
SQUASH COURTS	17 (7 glass-back)
GYMNASICS FACILITIES (PURPOSE BUILT)	1
INDOOR TENNIS	No purpose built indoor courts, but Holbrook used
OUTDOOR TENNIS	50
INDOOR BOWLS	2
OUTDOOR BOWLS	8 greens
ATHLETICS TRACKS	2
INDOOR ATHLETICS	1
MUGAs	30 formal with 3 to be developed (others in parks providing for informal play and sports use)

N.B Outdoor facilities are covered in the 2017 Horsham Playing Pitch Strategy (PPS)

- 4.5. It is important to highlight from the outset that this Strategy is not just about formal sports facility provision, but also looks at opportunities for increased use of informal places and spaces. Community halls can be used for sport and physical activity even if they are not purpose designed nor marked for such use and can often provide an introductory experience of sport and physical activity, or a more accessible option for those who are older, have no access to private transport, or who have commitments which make it hard for them to travel to formal facilities.

¹⁰ Source: combination of SLL research, FPM and Active Places Data

- 4.6. Increased use of the outdoors, open spaces, parks, recreation grounds, and community halls also has significant potential to contribute to increasing levels of participation in physical activity at a very local level, and to addressing rising levels of obesity and other health inequalities.
- 4.7. Based on the Active Places database, the Sport England Facility Planning Model (FPM), the local sports profile data (Sport England), and the audit undertaken to inform this Strategy, the maps used in the following facility assessments show the extent of existing sport and leisure-built facility provision in Horsham.
- 4.8. Active Places allows sports facilities in an area to be identified. Nationally, it contains information regarding 50,000 facilities, across eleven facility types.
- 4.9. Users of sport and recreation facilities do not recognise administrative boundaries and will use facilities that are convenient and/or provide a quality/value for money experience. Ownership and management are, in this context, a minor consideration for most users.
- 4.10. The availability of facilities in neighbouring areas can and does influence sports facility usage patterns, as does access to private transport and availability of public transport. Good public transport means that accessing facilities is easier than in other areas. There is cross-border use of neighbouring authority facilities e.g. Crawley.

CATCHMENT AREAS

- 4.11. Catchment areas for different types of provision provide a means of identifying areas currently not served by existing indoor sports facilities. It is however, recognised that catchment areas vary from person to person, day to day, hour to hour, and are also very different in rural and urban areas. This problem is overcome by accepting the concept of 'effective catchment', defined as the distance travelled by around 75-80% of users. The Maps in Section 4 demonstrate catchment areas for facility provision in Horsham based on this approach, which uses a 20-minute drive time as a catchment area for sports facilities.

PUBLIC TRANSPORT

- 4.12. Car ownership is high with 75% of households having access to at least one car, and 35.5% have access to two cars; however, 11.8% of households have no access to a car. Therefore, the ability to access provision on foot is important, particularly in the more urban, and deprived areas.

STAGE B (ANOG) - ASSESSMENT OF EXISTING SPORTS FACILITY PROVISION IN HORSHAM

- 4.13. This section sets out the Stage B information required by the ANOG process. It provides a detailed picture of existing facilities in Horsham:

- **QUANTITY:** **how many of each type there are**
- **QUALITY:** **their age and condition**
- **ACCESSIBILITY:** **who owns and operates the facilities, facility location and catchment areas**
- **AVAILABILITY:** **whether the facilities are available to all residents, and whether there is pay and play access**

- 4.14. Given the inter-related nature of these four key areas, Section 4 covers each facility type in turn, and assesses it in terms of these four key areas. Section 5 then pulls together all the data collected to provide an overall summary of each facility type, current and future provision.

- 4.15. Section 6 applies the analysis of the provision to identified needs in Horsham, and Section 7 sets out the recommendations to be implemented through the Action Plan, to address these identified needs and gaps.
- 4.16. Given the range of facilities in Horsham, each type is summarised below and assessed separately, to provide a more detailed picture of the current supply and demand, and critically future need.
- 4.17. As per the study brief, the formal indoor facility types assessed are:
- **Sports Halls (including schools and community buildings), and covering indoor sports hall sports such as, badminton, basketball, netball, table tennis and volleyball;**
 - **Health & Fitness Centres (including dance/aerobic studios);**
 - **Squash Courts;**
 - **Indoor and Outdoor Athletics;**
 - **Community Halls;**
 - **Swimming Pools;**
 - **Indoor and Outdoor Bowls;**
 - **Indoor and Outdoor tennis facilities; and**
 - **Programmed Multi-Use Games Areas.**
- 4.18. The various village/community halls in the area, which provide informal space for a wide range of physical activity and recreational activities, have been considered as part of this assessment.
- 4.19. It is important to highlight that community use, and specifically pay and play access is the focus of the facility assessment. Community use applies to clubs, the public and community associations/groups; pay and play community access refers to the public.
- 4.20. The latter is really important because those who are inactive are highly unlikely to join a club to use a facility; therefore, it is only by ensuring there is sufficient pay and play community access to formal and informal facilities, that participation is likely to increase, and particularly amongst those who are currently inactive. Community use provided for clubs is also very important, given that club members are also part of the overall community, but these individuals are more likely to be active already.

OPERATIONAL MANAGEMENT OF HORSHAM DISTRICT COUNCIL FACILITIES

- 4.21. Places Leisure (PL) delivers the operational management of Horsham District Council's leisure facilities. The following facilities are managed by PL under contract until 2027.
- **Broadbridge Heath Leisure Centre** (the contract for Broadbridge Heath Leisure Centre expired at the end of November 2017, but it has been extended until the new Centre opens). Importantly the existing Broadbridge Heath Leisure Centre is effectively a 3-badminton court club facility; when re-built it will be a 6 badminton court pay and play facility;
 - **Billingshurst Leisure Centre;**
 - **Steyning Leisure Centre; and**
 - **The Pavilions in the Park Leisure Centre.**

4.22. Other sport and leisure centres in the District which offer predominantly club/group use, and limited community accessible pay and play are operated by a range of other providers as follows:

- **Pure Pay and Play**
 - **Henfield Sports and Leisure Centre** – operated by the Henfield and District Sports Association (local trust; pay and play access)
 - **Southwater Leisure Centre** - operated by Southwater Parish Council; pay and play facility
- **Pay and Play based on Membership**
 - **Chanctonbury Sports and Leisure** – operated by Impulse Leisure (local trust, also operating facilities in Essex; pay and play based on membership)
 - **Bluecoats (Christ's Hospital) Sports Health and Fitness Club** – operated by Christ's Hospital School (pay and play use for individuals and community use for clubs; membership needed)
 - **The Holbrook Club** - operated by the Holbrook Trust (local trust; pay and play based on membership)
- **Use by Clubs/Groups**
 - **Forest Recreation Centre** – operated by Forest School, community use available (clubs/groups only)
 - **Collyers** - The 6th Form College has a sports hall which is available for hire to clubs and groups
 - **Tanbridge House School** – the school provides a 6 court sports hall which is available for hire to clubs and groups
 - **Millais School** - provides a 4 court sports hall available for hire to clubs and groups
 - **Farlington School** – update required
 - **Windlesham House** –update required

QUALITY AUDITS

4.23. The quality audits comprise an independent visual assessment of the quality and condition of the facilities; results are recorded on the ANOG assessment sheet, developed by Sport England, and scored, based on the Sport England system set out in Table 4.2. Details of the individual audits undertaken are included in Appendix 2 (a - j). The audit scores are based on a numerical value, detailed on each assessment sheet, as follows:

Table 4.2: Audit Scoring System

KEY	RATING
>80%	Excellent
60% - 80%	Good
40% - 59%	Average
20%-39%	Poor
<20%	Very Poor

4.24. A facility scoring highly in terms of visual quality and condition (good – excellent) is likely to require less investment than one which in a poorer visual condition (average – very poor). The combination of the scores, results in the facility rating, and identification of investment need (significant, moderate etc.).

4.25. A summary of the overall qualitative assessments is included at Appendix 2 (a - j).

ASSESSMENT OF INDIVIDUAL FACILITY TYPES

SPORTS HALLS

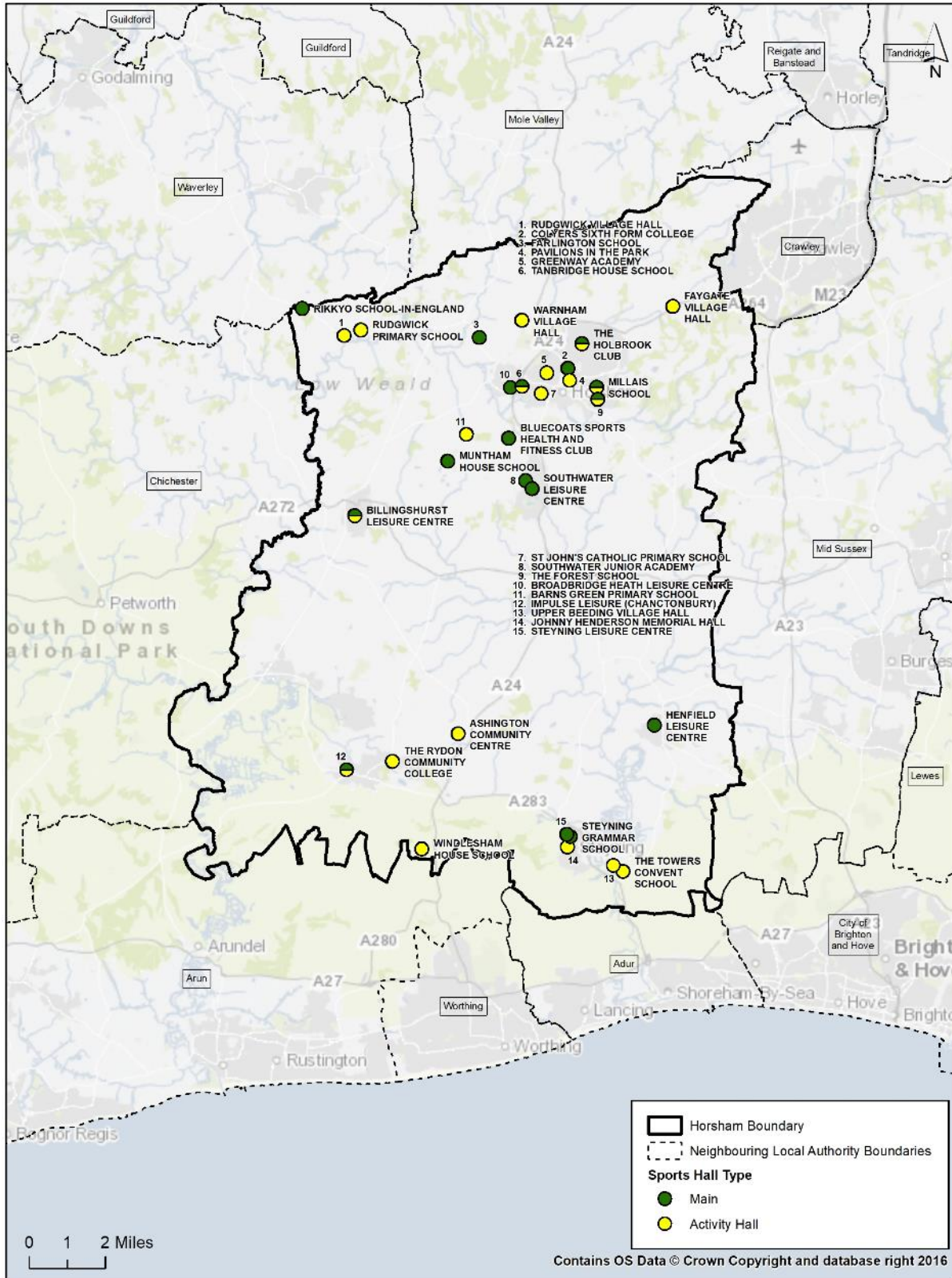
- 4.26. Indoor, multi-sports halls are defined as areas where a range of sport and recreational activities are carried out. They are at least 10m x 18m (e.g. the size of one badminton court including surrounding safety area) and include specifically designed venues such as leisure centres and school sports halls. The definition also applies to halls where activities can take place, such as school assembly halls, community buildings and community centres (the main ones are included in Table 4.4 below). Specialist centres, e.g. dance centres, are not included. 1 badminton court halls are only included as facilities where they are provided on the same site as a minimum 3 badminton court sports hall, as per the Facility Planning Model (FPM).
- 4.27. There are other community centres in Horsham, but these either are not at least 1 badminton court size, or they are not on the site of a strategic size sports hall. These community centre facilities are referenced in Table 4.5.
- 4.28. Strategic sized sports halls are a minimum size of 3 badminton courts.

QUANTITY- SPORTS HALLS AND ACTIVITY HALLS IN HORSHAM

- 4.29. The supply analysis identifies that Horsham has a total of 24 sports halls across 18 sites. Appendix 7 details the overall sports hall supply in Horsham ¹¹.
- 4.30. There are:
- **A total of 18 sports halls and 17 activity halls across 28 sites;**
 - **18 strategic size sports halls (all strategic size i.e. 3 courts+);**
 - **8 community accessible pay and play sports halls (all strategic size i.e. 3 courts+) - 5 do not require membership prior to use (Bluecoats, Chanctonbury and the Holbrook Club require membership prior to use by individuals/clubs but also allow pay and play access); and**
 - **15 community accessible sports halls i.e. available for sports club use as a minimum,**
- 4.31. The sports halls are operated through Horsham District Council's leisure operator, PL, by local trusts, education, or community associations
- 4.32. The overall supply of sports halls and activity halls is shown in Appendix 7, Table 4.4 and Map 4.1.
- 4.33. 3 + court sports halls (i.e. strategic size) are shown in Appendix 7; those available for pay and play community usage are highlighted in grey and shown in Table 4.4. Table 4.5 shows activity halls with those available for community use highlighted in grey.

¹¹ Source SE Active Places May 2017

Map 4.1: Sports Halls and Activity Halls in Horsham (see section 4.5 for village halls)



Sports Halls and Activity Halls by type in Horsham



Table 4.3: Supply of Community Accessible Sports Halls and Activity Halls (pay and play and sports clubs/associations)). Pay and play community accessible facilities are highlighted in grey)

SITE NAME	POST CODE	FACILITY TYPE	FACILITY SUB TYPE	UNIT	NUMBER OF COURTS	ACCESS TYPE	OWNERSHIP TYPE	MANAGEMENT TYPE	YEAR BUILT	YEAR REFURBISHED
BARNS GREEN PRIMARY SCHOOL	RH13 0PJ	Sports Hall	Activity Hall	Badminton courts	0	Private Use	Community school	School/College/University (in house)	n/a	n/a
BILLINGSHURST LEISURE CENTRE	RH14 9RY	Sports Hall	Main	Badminton courts	4	Pay and Play	Local Authority	Trust	1981	n/a
BILLINGSHURST LEISURE CENTRE	RH14 9RY	Sports Hall	Activity Hall	Badminton courts	1	Pay and Play	Local Authority	Local Authority (in house)	1990	n/a
BLUECOATS SPORTS HEALTH AND FITNESS CLUB	RH13 0YB	Sports Hall	Main	Badminton courts	8	Registered Membership use but provides for pay and play access once individual/club is a member.	Other Independent School	Commercial Management	1990	n/a
BLUECOATS SPORTS HEALTH AND FITNESS CLUB	RH13 0YB	Sports Hall	Main	Badminton courts	3	Registered Membership use but provides for pay and play access once individual/club is a member. Registered Membership use	Other Independent School	Commercial Management	1990	2009
BROADBRIDGE HEATH LEISURE CENTRE	RH12 3YS	Sports Hall	Main	Badminton courts	3	Pay and Play	Local Authority	Trust	1987	n/a
CHANCTONBURY LEISURE CENTRE	RH20 4PG	Sports Hall	Main	Badminton courts	4	Pay and Play	Local Authority	Trust	1989	

SITE NAME	POST CODE	FACILITY TYPE	FACILITY SUB TYPE	UNIT	NUMBER OF COURTS	ACCESS TYPE	OWNERSHIP TYPE	MANAGEMENT TYPE	YEAR BUILT	YEAR REFURBISHED
CHANCTONBURY LEISURE CENTRE	RH20 4PG	Sports Hall	Activity Hall	Badminton courts	1	Pay and Play	Community Organisation	Trust	2004	n/a
COLLYERS SIXTH FORM COLLEGE	RH12 2EJ	Sports Hall	Main	Badminton courts	4	Sports Club / Community Association	Further Education	School/College/University (in house)	1977	2015
FARLINGTON SCHOOL	RH12 3PN	Sports Hall	Main	Badminton courts	3	Sports Club / Community Association	Other Independent School	Trust	2000	n/a
GREENWAY ACADEMY	RH12 2JS	Sports Hall	Activity Hall	Badminton courts	0	Sports Club / Community Association	Academies	School/College/University (in house)	1960	n/a
HENFIELD LEISURE CENTRE	BN5 9QB	Sports Hall	Main	Badminton courts	5	Pay and Play	Local Authority	Trust	1990	2011
MILLAIS SCHOOL	RH13 5HR	Sports Hall	Main	Badminton courts	4	Sports Club / Community Association	Community school	School/College/University (in house)	1999	2003
MILLAIS SCHOOL	RH13 5HR	Sports Hall	Activity Hall	Badminton courts	0	Sports Club / Community Association	Community school	School/College/University (in house)	1950	n/a
MUNTHAM HOUSE SCHOOL	RH13 0NJ	Sports Hall	Main	Badminton courts	3	Sports Club / Community Association	Non-Maintained Special School	School/College/University (in house)	2003	n/a

SITE NAME	POST CODE	FACILITY TYPE	FACILITY SUB TYPE	UNIT	NUMBER OF COURTS	ACCESS TYPE	OWNERSHIP TYPE	MANAGEMENT TYPE	YEAR BUILT	YEAR REFURBISHED
PAVILIONS IN THE PARK	RH12 2DF	Sports Hall	Activity Hall	Badminton courts	1	Pay and Play	Local Authority	Trust	2002	n/a
RIKKYO SCHOOL-IN-ENGLAND	RH12 3BE	Sports Hall	Main	Badminton courts	3	Private Use	Other Independent School	School/College/University (in house)	1993	n/a
RUDGWICK PRIMARY SCHOOL	RH12 3HW	Sports Hall	Activity Hall	Badminton courts	1	Sports Club / Community Association	Community school	School/College/University (in house)	2011	n/a
RUDGWICK VILLAGE HALL	RH12 3JJ	Sports Hall	Activity Hall	Badminton courts	0	Sports Club / Community Association	Parish Council	Trust	n/a	n/a
SOUTHWATER JUNIOR ACADEMY	RH13 9JH	Sports Hall	Main	Badminton courts	3	Private Use	Academies	School/College/University (in house)	n/a	n/a
SOUTHWATER LEISURE CENTRE	RH13 9XZ	Sports Hall	Main	Badminton courts	3	Pay and Play	Local Authority	Local Authority (in house)	1990	n/a
ST JOHN'S CATHOLIC PRIMARY SCHOOL	RH12 1RR	Sports Hall	Activity Hall	Badminton courts	1	Private Use	Community school	School/College/University (in house)	n/a	n/a
STEYNING GRAMMAR SCHOOL	BN44 3RX	Sports Hall	Main	Badminton courts	3	Private Use	Voluntary Controlled School	School/College/University (in house)	1991	n/a

SITE NAME	POST CODE	FACILITY TYPE	FACILITY SUB TYPE	UNIT	NUMBER OF COURTS	ACCESS TYPE	OWNERSHIP TYPE	MANAGEMENT TYPE	YEAR BUILT	YEAR REFURBISHED
STEYNING LEISURE CENTRE	BN44 3AA	Sports Hall	Main	Badminton courts	4	Pay and Play	Local Authority	Trust	1991	2010
TANBRIDGE HOUSE SCHOOL	RH12 1SR	Sports Hall	Main	Badminton courts	6	Sports Club / Community Association	Community school	School/College/University (in house)	1990	2009
TANBRIDGE HOUSE SCHOOL	RH12 1SR	Sports Hall	Activity Hall	Badminton courts	2	Sports Club / Community Association	Community school	School/College/University (in house)	1990	2009
THE FOREST SCHOOL	RH13 5NT	Sports Hall	Activity Hall	Badminton courts	1	Sports Club / Community Association	Community school	School/College/University (in house)	1947	n/a
THE FOREST SCHOOL	RH13 5NT	Sports Hall	Main	Badminton courts	4	Sports Club / Community Association	Community school	School/College/University (in house)	n/a	2014
THE HOLBROOK CLUB	RH12 5PJ	Sports Hall	Main	Badminton courts	4	Pay and Play/Registered Membership use	Sports Club	Commercial Management	1986	n/a
THE HOLBROOK CLUB	RH12 5PJ	Sports Hall	Activity Hall	Badminton courts	0	Pay and Play/Registered Membership use	Sports Club	Commercial Management	1986	n/a
THE RYDON COMMUNITY COLLEGE	RH20 3AA	Sports Hall	Activity Hall	Badminton courts	1	Sports Club / Community Association	Community school	Local Authority (in house)	1998	2009
THE RYDON COMMUNITY COLLEGE	RH20 3AA	Sports Hall	Activity Hall	Badminton courts	0	Sports Club / Community Association	Community school	Local Authority (in house)	1970	n/a

SITE NAME	POST CODE	FACILITY TYPE	FACILITY SUB TYPE	UNIT	NUMBER OF COURTS	ACCESS TYPE	OWNERSHIP TYPE	MANAGEMENT TYPE	YEAR BUILT	YEAR REFURBISHED
THE TOWERS CONVENT SCHOOL	BN44 3TF	Sports Hall	Activity Hall	Badminton courts	0	Private Use	Other Independent School	School/College/University (in house)	1908	n/a
UPPER BEEDING VILLAGE HALL	BN44 3WN	Sports Hall	Activity Hall	Badminton courts	0	Sports Club / Community Association	Parish Council	Trust	1930	n/a
WINDLESHAM HOUSE SCHOOL	RH20 4AY	Sports Hall	Activity Hall	Badminton courts	0	Sports Club / Community Association	Other Independent School	School/College/University (in house)	n/a	n/a
					81					

4.34. All 3 + court sports halls (i.e. strategic size) are shown in Table 4.4; those available for pay and play community usage are highlighted in grey. Map 4.2 shows the sports halls which are available for pay and play use (green dots), and those that only offer access to sports clubs and associations (red dots).

Table 4.4: Strategic size sports halls (i.e. 3+ courts) available for Community Use

(Community Use = Pay and Play community accessible, and community use for clubs and groups). Pay and Play community accessible halls are highlighted in grey.

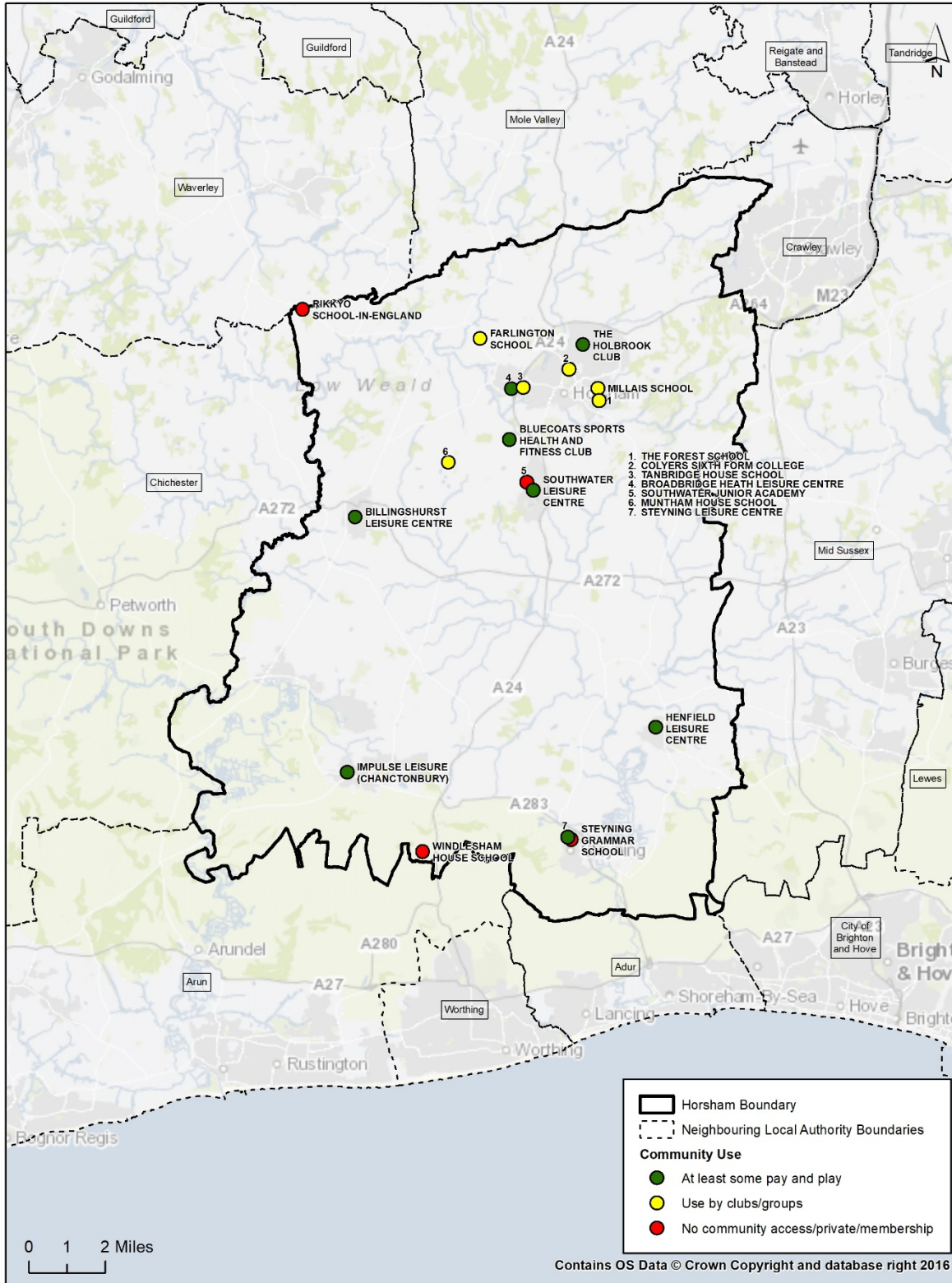
SITE NAME	POST CODE	FACILITY TYPE	FACILITY SUB TYPE	UNIT	NUMBER	ACCESS TYPE	OWNERSHIP TYPE	MANAGEMENT TYPE	YEAR BUILT	YEAR REFURBISHED
BILLINGSHURST LEISURE CENTRE	RH14 9RY	Sports Hall	Main	Badminton courts	4	Pay and Play	Local Authority	Trust	1981	n/a
BLUECOATS SPORTS HEALTH AND FITNESS CLUB	RH13 0YB	Sports Hall	Main	Badminton courts	8	Registered Membership use but provides for pay and play access once individual/club is a member.	Other Independent School	Commercial Management	1990	n/a
BLUECOATS SPORTS HEALTH AND FITNESS CLUB	RH13 0YB	Sports Hall	Main	Badminton courts	3	Registered Membership use but provides for pay and play access once individual/club is a member. Registered Membership use	Other Independent School	Commercial Management	1990	2009
BROADBRIDGE HEATH LEISURE CENTRE	RH12 3YS	Sports Hall	Main	Badminton courts	3	Pay and Play	Local Authority	Trust	1987	n/a

SITE NAME	POST CODE	FACILITY TYPE	FACILITY SUB TYPE	UNIT	NUMBER	ACCESS TYPE	OWNERSHIP TYPE	MANAGEMENT TYPE	YEAR BUILT	YEAR REFURBISHED
CHANCTONBURY LEISURE CENTRE	RH20 4PG	Sports Hall	Main	Badminton courts	4	Pay and Play	Local Authority	Trust		
COLLYERS SIXTH FORM COLLEGE	RH12 2EJ	Sports Hall	Main	Badminton courts	4	Sports Club / Community Association	Further Education	School/College/University (in house)	1977	2015
FARLINGTON SCHOOL	RH12 3PN	Sports Hall	Main	Badminton courts	3	Sports Club / Community Association	Other Independent School	Trust	2000	n/a
HENFIELD LEISURE CENTRE	BN5 9QB	Sports Hall	Main	Badminton courts	5	Pay and Play	Local Authority	Trust	1990	2011
MILLAIS SCHOOL	RH13 5HR	Sports Hall	Main	Badminton courts	4	Sports Club / Community Association	Community school	School/College/University (in house)	1999	2003
MUNTHAM HOUSE SCHOOL	RH13 0NJ	Sports Hall	Main	Badminton courts	3	Sports Club / Community Association	Non-Maintained Special School	School/College/University (in house)	2003	n/a
RIKKYO SCHOOL-IN-ENGLAND	RH12 3BE	Sports Hall	Main	Badminton courts	3	Private Use	Other Independent School	School/College/University (in house)	1993	n/a

SITE NAME	POST CODE	FACILITY TYPE	FACILITY SUB TYPE	UNIT	NUMBER	ACCESS TYPE	OWNERSHIP TYPE	MANAGEMENT TYPE	YEAR BUILT	YEAR REFURBISHED
SOUTHWATER JUNIOR ACADEMY	RH13 9JH	Sports Hall	Main	Badminton courts	3	Private Use	Academies	School/College/University (in house)	n/a	n/a
SOUTHWATER LEISURE CENTRE	RH13 9XZ	Sports Hall	Main	Badminton courts	3	Pay and Play	Local Authority	Local Authority (in house)	1990	n/a
STEYNING GRAMMAR SCHOOL	BN44 3RX	Sports Hall	Main	Badminton courts	3	Private Use	Voluntary Controlled School	School/College/University (in house)	1991	n/a
STEYNING LEISURE CENTRE	BN44 3AA	Sports Hall	Main	Badminton courts	4	Pay and Play	Local Authority	Trust	1991	2010
TANBRIDGE HOUSE SCHOOL	RH12 1SR	Sports Hall	Main	Badminton courts	6	Sports Club / Community Association	Community school	School/College/University (in house)	1990	2009
THE FOREST SCHOOL	RH13 5NT	Sports Hall	Main	Badminton courts	4	Sports Club / Community Association	Community school	School/College/University (in house)	n/a	2014
THE HOLBROOK CLUB	RH12 5PJ	Sports Hall	Main	Badminton courts	4	Pay and Play/Registered Membership use	Sports Club	Commercial Management	1986	n/a

SITE NAME	POST CODE	FACILITY TYPE	FACILITY SUB TYPE	UNIT	NUMBER	ACCESS TYPE	OWNERSHIP TYPE	MANAGEMENT TYPE	YEAR BUILT	YEAR REFURBISHED
WINDLESHAM HOUSE	RH20 4AY	Sports Hall	Main	Badminton courts	0	Sports Club / Community Association	Other Independent School	School/College/University (in house)	n/a	n/a
					71					

Map 4.2: Community Accessible Sports Halls in Horsham

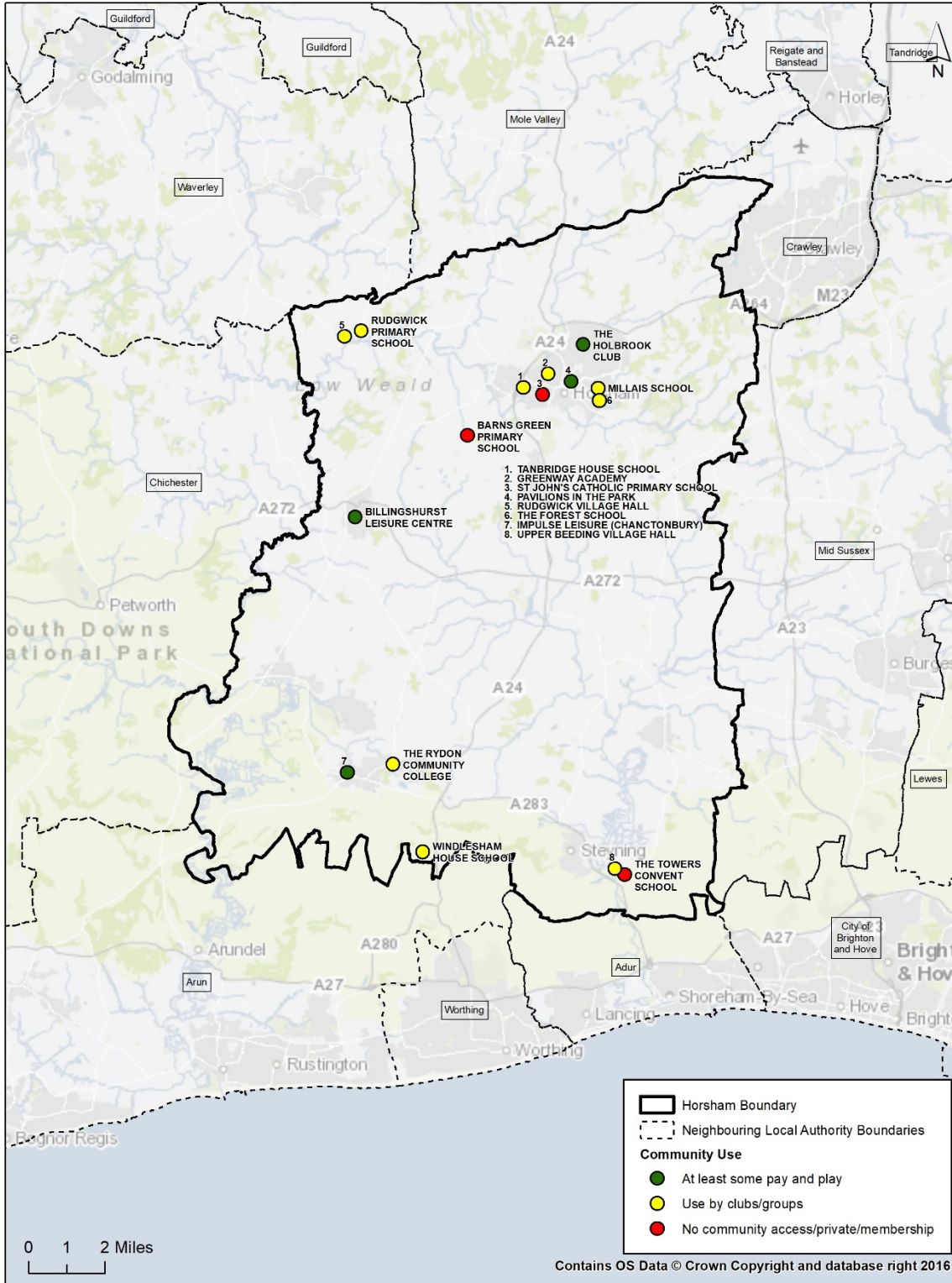


Sports halls by community use availability in Horsham



- 4.35. In addition to the formal sports halls, there are 17 activity halls. Sport England defines these as less than 3 formal badminton courts. Four are operated on a community accessible pay and play basis. The facilities are managed through the education sector, local authority, independent trusts or community organisations.
- 4.36. There are also 22 Community Centres/Village Halls, and 14 Youth Centres in the District. These are predominantly operated by Parish Councils. (See Appendix 7)
- 4.37. Activity halls are shown in Table 4.5. Map 4.3 shows the four community pay and play accessible activity halls (green dots); there are also three available for private use only (St John's Catholic Primary School, the Towers Convent School, and Barns Green Primary School), and one for use by registered members only (The Holbrook Club). The remaining fifteen Activity Halls are accessible for sports clubs/groups. For full details of all community/village hall facilities which responded to consultation and research for the strategy, see Appendix 7.

Map 4.3: Community Accessible Activity Halls (see Map 4.5 for village halls and community centres)



Activity halls by community use availability in Horsham



Table 4.5: Activity Halls (excluding village/community halls – see paragraph 4.37) showing where Community Access is offered

SITE NAME	POST CODE	FACILITY TYPE	FACILITY SUB TYPE	UNIT	NUMBER	ACCESS TYPE	OWNERSHIP TYPE	MANAGEMENT TYPE	YEAR BUILT	YEAR REFURBISHED
BARNS GREEN PRIMARY SCHOOL	RH13 0PJ	Sports Hall	Activity Hall	Badminton courts	0	Private Use	Community school	School/College/University (in house)	n/a	n/a
BILLINGSHURST LEISURE CENTRE	RH14 9RY	Sports Hall	Activity Hall	Badminton courts	1	Pay and Play	Local Authority	Local Authority (in house)	1990	n/a
CHANCTONBURY LEISURE CENTRE	RH20 4PG	Sports Hall	Activity Hall	Badminton courts	1	Pay and Play	Community Organisation	Trust	2004	n/a
GREENWAY ACADEMY	RH12 2JS	Sports Hall	Activity Hall	Badminton courts	0	Sports Club / Community Association	Academies	School/College/University (in house)	1960	n/a
MILLAIS SCHOOL	RH13 5HR	Sports Hall	Activity Hall	Badminton courts	0	Pay and Play	Community school	School/College/University (in house)	1950	n/a
PAVILIONS IN THE PARK	RH12 2DF	Sports Hall	Activity Hall	Badminton courts	1	Pay and Play	Local Authority	Trust	2002	n/a
RUDGWICK PRIMARY SCHOOL	RH12 3HW	Sports Hall	Activity Hall	Badminton courts	1	Sports Club / Community Association	Community school	School/College/University (in house)	2011	n/a
RUDGWICK VILLAGE HALL	RH12 3JJ	Sports Hall	Activity Hall	Badminton courts	0	Sports Club / Community Association	Parish Council	Trust	n/a	n/a
ST JOHN'S CATHOLIC PRIMARY SCHOOL	RH12 1RR	Sports Hall	Activity Hall	Badminton courts	1	Private Use	Community school	School/College/University (in house)	n/a	n/a

SITE NAME	POST CODE	FACILITY TYPE	FACILITY SUB TYPE	UNIT	NUMBER	ACCESS TYPE	OWNERSHIP TYPE	MANAGEMENT TYPE	YEAR BUILT	YEAR REFURBISHED
TANBRIDGE HOUSE SCHOOL	RH12 1SR	Sports Hall	Activity Hall	Badminton courts	2	Sports Club / Community Association	Community school	School/College/University (in house)	1990	2009
THE FOREST SCHOOL	RH13 5NT	Sports Hall	Activity Hall	Badminton courts	1	Sports Club / Community Association	Community school	School/College/University (in house)	1947	n/a
THE HOLBROOK CLUB	RH12 5PJ	Sports Hall	Activity Hall	Badminton courts	0	Pay and Play/Registered Membership use	Sports Club	Commercial Management	1986	n/a
THE RYDON COMMUNITY COLLEGE	RH20 3AA	Sports Hall	Activity Hall	Badminton courts	1	Sports Club / Community Association	Community school	Local Authority (in house)	1998	2009
THE RYDON COMMUNITY COLLEGE	RH20 3AA	Sports Hall	Activity Hall	Badminton courts	0	Sports Club / Community Association	Community school	Local Authority (in house)	1970	n/a
THE TOWERS CONVENT SCHOOL	BN44 3TF	Sports Hall	Activity Hall	Badminton courts	0	Private Use	Other Independent School	School/College/University (in house)	1908	n/a
UPPER BEEDING VILLAGE HALL	BN44 3WN	Sports Hall	Activity Hall	Badminton courts	0	Sports Club / Community Association	Parish Council	Trust	1930	n/a
WINDLESHAM HOUSE SCHOOL	RH20 4AY	Sports Hall	Activity Hall	Badminton courts	0	Sports Club / Community Association	Other Independent School	School/College/University (in house)	n/a	n/a

4.38. A summary of sports and activity hall supply in Horsham is set out in Table 4.6:

Table 4.6: Summary of Sports Hall and Activity Hall Supply in Horsham

	TOTAL EXISTING PROVISION	AVAILABLE FOR COMMUNITY USE (PAY AND PLAY AND SPORTS CLUBS/ASSOCIATIONS)	AVAILABLE FOR PAY AND PLAY COMMUNITY USE
TOTAL BADMINTON COURTS (SPORTS HALLS AND ACTIVITY HALLS)	81	72	35
TOTAL SPORTS HALLS (STRATEGIC SIZE I.E. 3 COURT +)	18	15	8
BADMINTON COURTS IN STRATEGIC SIZE SPORTS HALLS	71	62	35
TOTAL NUMBER OF 3 COURT HALLS	8	5	2
TOTAL NUMBER OF 4 COURT HALLS	7	7	4
TOTAL NUMBER OF 5 COURT HALLS	1	1	1
TOTAL NUMBER OF 8 COURT HALLS	1	1	0
TOTAL ACTIVITY HALLS 2 COURTS OR LESS	17	17	4

4.39. It is clear from Table 4.6 that there are eight, 3 court sports halls, seven 4 court sports halls, one 5 court sports hall, and one 8 court sports hall in Horsham. Eight of all the badminton courts available in strategic size sports halls i.e. 3 courts plus, are available for pay and play community use.

4.40. Of the 18 strategic size sports halls, 3 require membership prior to pay and play use (The Holbrook Club, Chanctonbury and Bluecoats Leisure Centre).

4.41. 3 strategic sports halls (all on education sites) are only for private use. 3 activity halls only have private use.

4.42. As well as the 17 identified Activity Halls, there are a range of other community halls/centres, provided by churches, community associations, Parish/Town Councils etc.

QUALITY - SPORTS HALLS AND ACTIVITY HALLS IN HORSHAM

4.43. Detailed quality assessments have been undertaken on all Horsham District Council indoor sports facilities, plus others in the District (where access was possible). Quality assessments were undertaken by way of a site visit and visual assessment of the facilities. These are provided in Appendix 2 (a – j) and are summarised in Table 4.7.

4.44. A summary of the sports hall quality assessments is shown in Table 4.7.

Table 4.7: Summary Qualitative Audits – Sports Halls

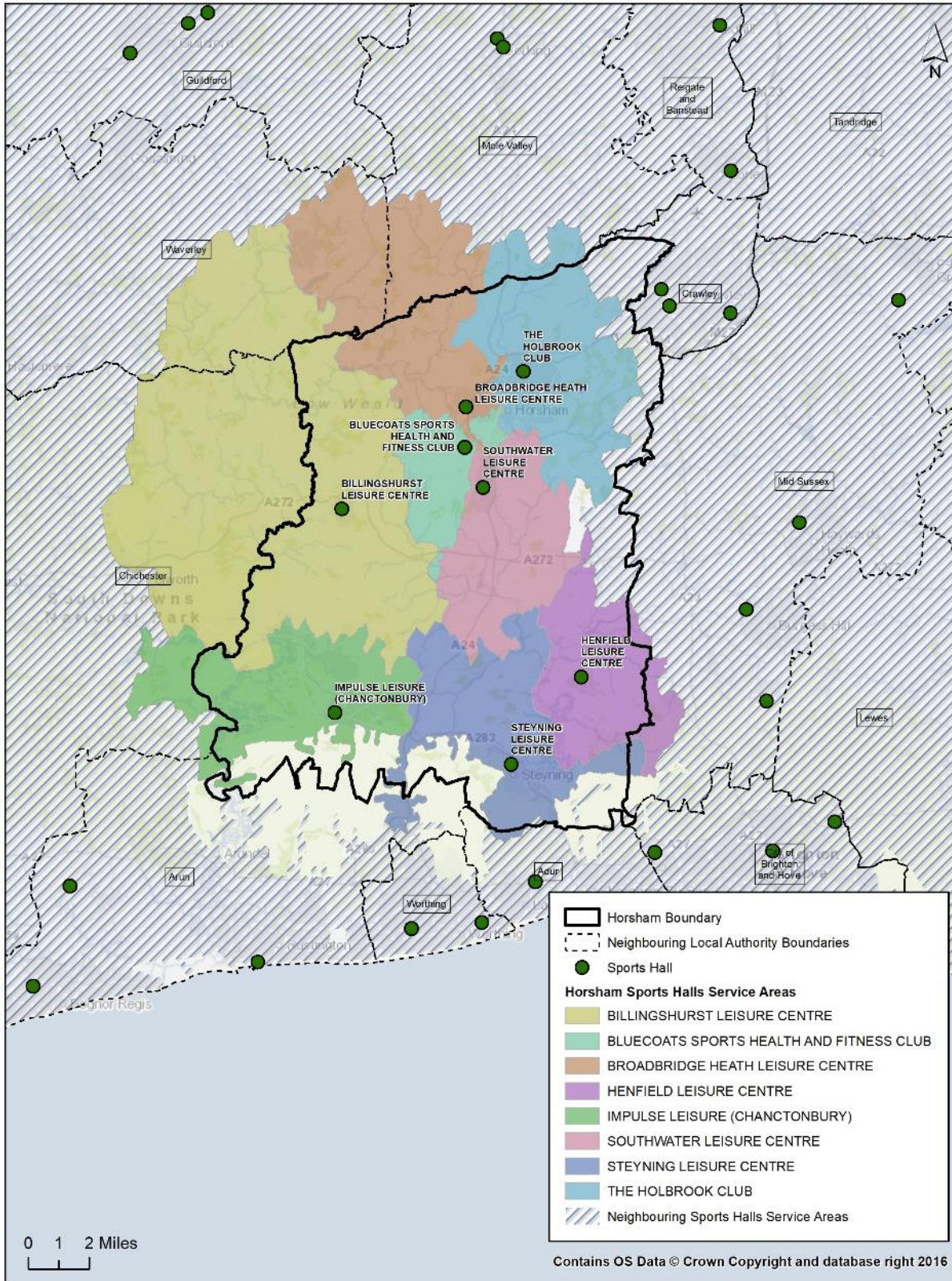
FACILITY	QUANTITATIVE AUDIT SCORE %	QUALITATIVE AUDIT SCORE	NEED FOR INVESTMENT	COMMENTS
BILLINGSHURST LEISURE CENTRE	66%	Good	Minimal	Possibly plans for future development; on education site
BLUECOATS SPORTS HEALTH AND FITNESS CLUB	82%	Excellent	Minimal	Majority of use is for members only. Limited access in school time.
BROADBRIDGE HEATH LEISURE CENTRE	N/A	N/A	N/A	New facility being developed; existing facility will be replaced, so audit not completed.
CHANCTONBURY LEISURE CENTRE	78%	Good	Minimal	Members' facility but also offers pay and play access. Recent refurbishment to changing areas, fitness, sauna, steam and dance studio.
HENFIELD LEISURE CENTRE	65%	Good	Moderate	Pay and play accessible facility; dry facilities only
SOUTHWATER LEISURE CENTRE	39%	Average	Significant	Small facility managed by Parish Council
STEYNING LEISURE CENTRE	81%	Excellent	Minimal	Share sports hall with the School. Lacks disability dryside changing.
THE FOREST SCHOOL	54%	Average	Moderate	Sports hall and activity hall
THE HOLBROOK CLUB	59%	Good	Moderate	Members' Club; good range of dryside facilities;

- 4.45. Horsham District Council provides three sports halls, the one at Broadbridge Heath Leisure Centre, was built in 1987. This facility is being replaced by a new facility, currently under construction. When operational (Autumn 2018) this new leisure centre will provide a sports hall 6 badminton courts available for pay and play use, as opposed to the existing 3 badminton court club facility. The new leisure centre will have a 6 court sports hall built to Premier standard; this will enable the Broadbridge Heath Badminton Club and the existing Badminton Performance Centre to be preferential hirers in the new facility, whilst also providing 3 new courts for community pay and lay access.
- 4.46. Other HDC sports halls include Billingshurst Leisure Centre built in 1981 and not yet refurbished, and Steyning Leisure Centre built in 1991 and refurbished in 2011.
- 4.47. The oldest sports hall in the District is Collyers Sixth Form College, built in 1977; this was refurbished in 2015. The most recent sports halls are at Muntham House School (built 2003) and Farlington School, built 2000, (not yet refurbished). The new Broadbridge Heath Leisure Centre, to be completed in 2018 will be the newest facility in the District. The rest vary in age between late 1970's to late 1990's and early 2000's. The average age of sports halls in Horsham is 27.4 years old. The average lifespan of a public sports facility is 35-40 years.
- 4.48. The quality of provision varies across the District, as highlighted in Appendix 2 (a - j).
- 4.51 The oldest Activity Hall in the District is at Forest School, built in 1947, and not yet refurbished. The Activity Hall at Millais School was built in 1950 and has not yet been refurbished.
- 4.52 Overall, 5 sports hall/Activity Hall facilities have been built since 2000, with the most recent refurbishment being in 2015.

ACCESSIBILITY - SPORTS HALLS AND ACTIVITY HALLS IN HORSHAM

- 4.53 Map 4.4 shows the geographic distribution of the strategic size (3 courts +) community accessible sports halls in Horsham, with a catchment area for each of 20 minutes drivetime. Sports halls which offer pay and play community access are shown as green dots. Those providing for club/community association use are shown as yellow dots.
- 4.54 It is clear from Map 4.4 that there are hardly any areas in the District outside a 20 - minute drivetime catchment of a sports hall (coloured areas on Map 4.4). The only areas outside this 20 -minute drivetime are to the North East of the District, on the boundary with Crawley, and to the east along the border with East Sussex. Residents in these areas may find it easier to access provision in a neighbouring local authority.
- 4.55 Only 11.1% of the Horsham population does not have access to a car. It is however important to ensure that access is available to sports halls by foot and public transport, for those without access to private transport. Given six sports halls (although Bluecoats is limited) provide pay and play and daytime access, it is important that there is good access to these facilities, to optimise opportunities for participation in sport and physical activity.
- 4.56 Accessibility to Activity Halls varies across the District, given their locations, as shown in Map 4.3. Activity halls attract far more local use, given that many of them are used for a wide range of activities, including sport and physical activity, arts, community, meetings, lunches, playgroups, events. Many are not marked out as badminton courts so provide informal multi-purpose space which can be used for a wide range of community activities.
- 4.57 Many of the activity/community halls have use by new groups such as 'Meet Up', or health and Wellbeing groups.

Map 4.4: Community Accessible Sports Halls in Horsham with 20-minute drive-time catchment area



Sports Halls with community use availability service areas in Horsham (up to 20 minute drive time)



- 4.58 The eight pay and play community accessible facilities – Billingham Leisure Centre, Bluecoats Sports Health and Fitness Centre (2), Chanctonbury Leisure Centre, Henfield Leisure Centre, Steyning Leisure Centre, Southwater Leisure Centre and the Holbrook Club are shown as green dots on Map 4.4.
- 4.59 Bluecoats Sport Health and Fitness Club offers some limited pay and play access, like the Holbrook Club, once membership is obtained.

AVAILABILITY - SPORTS HALLS AND ACTIVITY HALLS IN HORSHAM

- 4.60 Table 4.7 and Map 4.2 highlight that in Horsham there is a very high level of sports hall and Activity Hall provision. However, the majority provides for sports club/association use. Eight sports halls (three HDC facilities managed by PL), provide for pay and play access i.e. 27 badminton courts from a total of 81 (33.7%). There are five sports halls providing daytime access to the community.
- 4.61 There are 17 Activity Halls, and 14 of these provide for community access (sports clubs/associations, pay and play use). None of the Activity Halls provide pay and play access.
- 4.62 Map 4.2 also illustrates the geographical and accessibility impact of strategic size sports halls having pay and play access, with 49.2% of strategic size courts (3 court+) being available for pay and play use and 87.3% offering access either through pay and play or sports clubs/community association use.
- 4.63 Of the strategic size sports halls, 8 are accessible for daytime use. The rest of the centres do not offer access to a strategic size sports hall during the day, because the majority of sports halls are on education sites.
- 4.64 Access to informal halls is important to ensure access to physical activity opportunities, when there are fewer formal facilities available.
- 4.65 A further aspect of accessibility is programming, opening hours and whether facilities offer pay and play usage.
- 4.66 Not everyone is, can be, or wants to be a member of a sports club, so this type of provision does not actually provide for the whole community, and is unlikely to address the needs of the most inactive, or those from the areas of highest deprivation, who are also likely to be those experiencing significant health inequalities.
- 4.67 This is the context illustrating the role and value of sport in the District; sport development services and programmes drive usage at the leisure centres from marginalised groups such as older people, women, the chronically ill, young people. Horsham is one of a very few UK local authorities to retain investment in sport development; this commitment delivers value for money in high levels of participation in sport and physical activity, lower than average obesity rates for young people, and reduced incidence of anti-social behavior. In addition, sport development resources have an extensive network of local sport partnerships across the District, which exist only because of this service.
- 4.68 There is an important role for the existing informal hall space across the District, as well as potentially increasing capacity for community accessible pay play usage of existing education-based facilities, which provide for sports clubs and associations.

EDUCATION FACILITIES

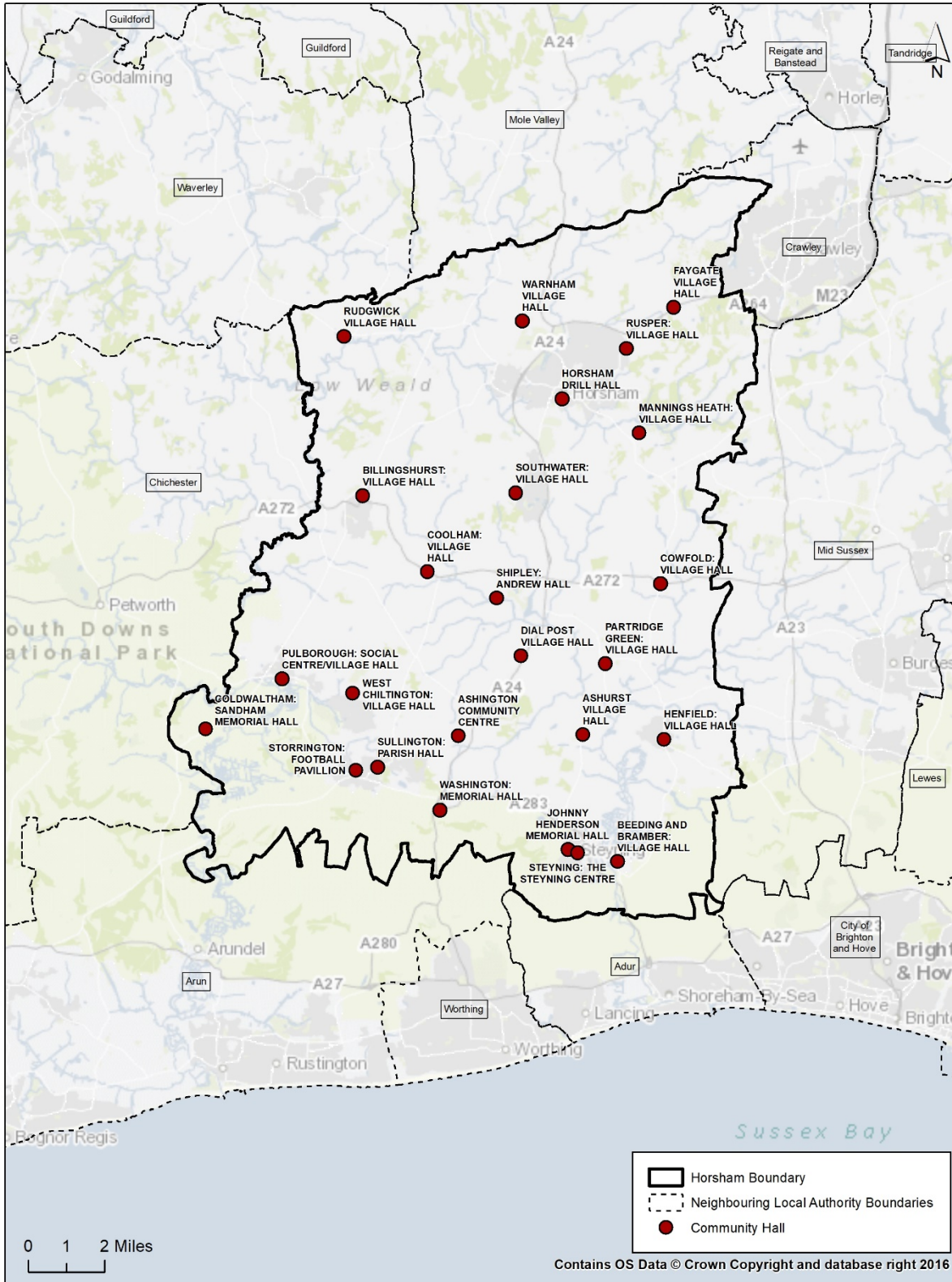
- 4.69 Many of the schools in Horsham have a good range of dry sports facilities. There is no pay and play community access to these facilities. There is however significant use of these facilities by local sports clubs/associations.

4.70 A lot of education sites have ageing sports facilities, but generally, across the District facility quality is good. There is, however, some inequity of sporting experience enjoyed by young people across the District; this is an important issue to address, as early experience can impact on future participation in sport, and physically activity levels. Sport Development has an import role to play here in terms of facilitating participation for young people in a wide range of activities at quality facilities, out of school time.

COMMUNITY HALLS

4.71 In addition to the activity halls discussed above, there are 22 main Community/Village Halls, predominantly owned and managed by parish/town councils. These are shown in Map 4.5. and listed in Appendix 7.

Map 4.5: Community Halls in Horsham



Community Halls in Horsham



- 4.72 Community halls tend not to offer formal sports space, and are used for a huge range of activities – both sport and physical activity, but also arts, social activities, events, activities and groups for older and younger people, meetings, youth provision, children’s play etc.
- 4.73 Community Halls are accessible to the community, usually on a group/organisation basis.
- 4.74 Over and above the community, education and activity halls identified above, there are several other informal halls and spaces in the District. A separate study of these and their usage was undertaken by Horsham District Council in December 2017 and is the subject of a separate report and audit. Overall, a total of 80 community hall spaces was identified in the HDC audit and report. The HDC research included the following as community facilities: Public halls, schools and training centres, place of worship and halls, libraries, Museums, galleries, exhibition halls, theatres and indoor sport facilities. There is therefore clearly overlap with the activity halls, education activity halls and community halls identified in this report.
- 4.75 There are 277 known community organisations / groups in Horsham Town who use community halls for a range of activities. HDC research (2017) identifies the following:

Out of 80 venues contacted, 36 venues replied within the given time frame. Findings from the venues demonstrated a generally high demand for bookable space, with 76% of venues reporting limited space for new bookings.

Table a: Current availability of community venues shown as a value and percentage

REPORTED CAPACITY	NUMBER OF FACILITIES	PERCENTAGE
HALF SLOTS TAKEN	2	8%
HIGH CAPACITY, SOME SLOTS AVAILABLE	8	32%
LIMITED AVAILABILITY	7	28%
NO CAPACITY FOR FURTHER BOOKINGS	4	16%
NOT REPORTED	4	16%

76% of existing halls have little or no capacity for additional hires.

Table b details the main findings from the surveys mailed to groups in Horsham town centre. Out of 277 known societies that use Horsham venues, 64 replies were received, representing a 23.1% response rate. Findings demonstrate a feeling that the current level of provision is inadequate. 56% of groups feel there is a need for a new purpose-built facility within Horsham to cater for their needs as groups and societies. Less than 40% feel there is no immediate need for a new community facility.

Table b: Group responses to the need for a new community facility shown as a value and a percentage

NEW FACILITY ANSWER	FREQUENCY	PERCENTAGE
YES	36	56.30%
No	25	39.10%
DON'T KNOW	3	4.70%

- 4.76 Guidance from publication ‘Neighbourhoods: A guide for health, sustainability and vitality’, which is handbook for planners, designers, developers and community groups, suggests provision of 1 community hall: 4000 people. There is no national standard at present.

- 4.77 Clearly, there is very high demand for access to existing community halls in Horsham. Based on existing population, and demand, there is unmet demand, and this is likely to be further exacerbated with the planned population growth in and around Horsham e.g. 2000 houses in West Horsham, 2750 north of Horsham, 2500 west of Horsham. Based on the levels of provision in 'Neighbourhoods', there is a small under-supply of two community halls.
- 4.78 It is clear that whilst there is a significant amount, overall, of indoor hall space in the District, it does not meet all existing demand, and there is little capacity to increase levels of use. Whilst not all of it provides for formal sports activity, there are many activity and community halls which provide a range of spaces that are suitable for informal sport and physical activity. However, halls that are suitable for this type of use do not, in the main have the available capacity to increase use for physical activity and sport, never mind other informal activity types.

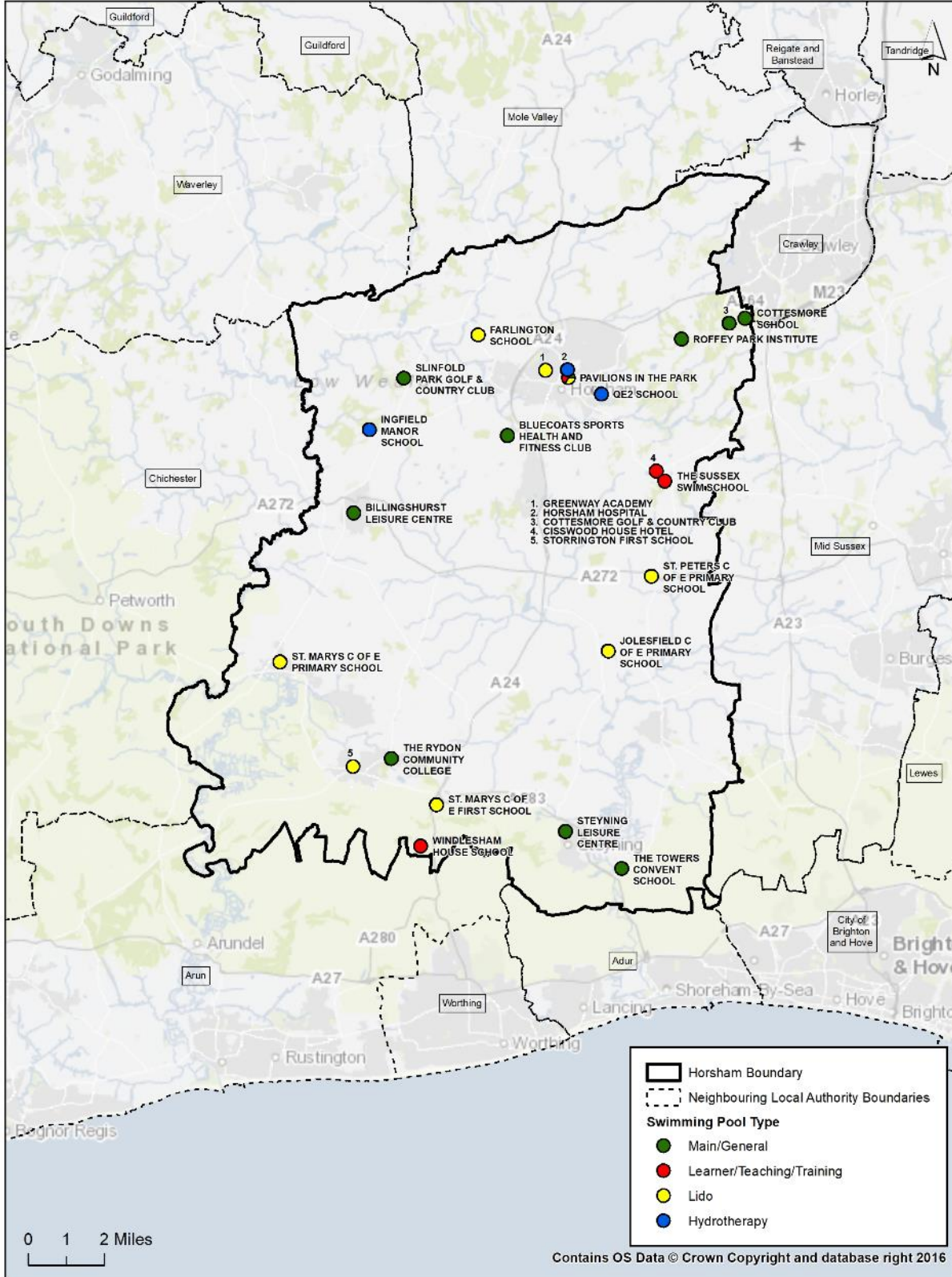
SWIMMING POOLS

QUANTITY- SWIMMING POOLS IN HORSHAM

- 4.79 The supply analysis identifies that Horsham has an overall total of 22 swimming pools across 20 sites. There are in addition 4 hydrotherapy pools, based in QE2 and Inglefield Manor Schools, Horsham Hospital and Horsham Aquatic Centre. The hydrotherapy pools are used for people with disabilities and/or special health/physical needs.
- 4.80 Appendix 7 details the overall pool supply in Horsham ¹². These pools are shown in Table 4.8 and Map 4.6. Strategic sized pools are those of 160 sq. m+.
- 4.81 Pools with pay and play community use are highlighted in Grey and white bold font in Table 4.8.
- 4.82 All three swimming pools provided by HDC have moveable floors; this means they offer significantly more programming flexibility and increased capacity, which increases their value as a community resource.

¹² Data source SE Active Places September 2017

Map 4.6: All Swimming Pools in Horsham



Swimming Pools by type in Horsham



Table 4.8: All Swimming Pools in Horsham

SITE NAME	POST CODE	FACILITY SUB TYPE	UNIT	NUMBER	ACCESS TYPE	OWNERSHIP TYPE	MANAGEMENT TYPE	YEAR BUILT	YEAR REFURBISHED
BILLINGSHURST LEISURE CENTRE	RH14 9RY	Main/General	Lanes	4	Pay and Play	Local Authority	Trust	2008	n/a
BLUECOATS SPORTS HEALTH AND FITNESS CLUB	RH13 0YB	Main/General	Lanes	6	Pay and Play	Other Independent School	Commercial Management	1990	2006
CISSWOOD HOUSE HOTEL	RH13 6NF	Learner/Teaching/ Training	Lanes	0	Private	Commercial	Commercial Management	1999	2004
COTTESMORE GOLF & COUNTRY CLUB	RH11 9AT	Main/General	Lanes	0	Sports Club / Community Association	Commercial	Commercial Management	1992	2003
COTTESMORE SCHOOL	RH11 9AU	Main/General	Lanes	4	Sports Club / Community Association	Other Independent School	School/College/University (in house)	1975	n/a
FARLINGTON SCHOOL	RH12 3PN	Lido	Lanes	0	Sports Club / Community Association	Other Independent School	Trust	1975	n/a
GREENWAY ACADEMY	RH12 2JS	Lido	Lanes	0	Private Use	Academies	School/College/University (in house)	n/a	n/a
JOLESFIELD C OF E PRIMARY SCHOOL	RH13 8JJ	Lido	Lanes	0	Private Use	Voluntary Controlled School	School/College/University (in house)	n/a	n/a
PAVILIONS IN THE PARK	RH12 2DF	Main/General	Lanes	8	Pay and Play	Local Authority	Trust	2002	2014

SITE NAME	POST CODE	FACILITY SUB TYPE	UNIT	NUMBER	ACCESS TYPE	OWNERSHIP TYPE	MANAGEMENT TYPE	YEAR BUILT	YEAR REFURBISHED
PAVILIONS IN THE PARK	RH12 2DF	Lido	Lanes	0	Pay and Play	Local Authority	Trust	2002	n/a
PAVILIONS IN THE PARK	RH12 2DF	Learner/Teaching/ Training	Lanes	0	Pay and Play	Local Authority	Trust	2002	n/a
ROFFEY PARK INSTITUTE	RH12 4TB	Main	Lanes	0	Private Use – residents only	Commercial	Commercial	n/a	n/a
SLINFOLD PARK GOLF & COUNTRY CLUB	RH13 0RE	Main/General	Lanes	2	Sports Club / Community Association	Commercial	Commercial Management	2009	n/a
ST. MARYS C OF E FIRST SCHOOL	RH20 4AP	Lido	Lanes	0	Sports Club / Community Association	Voluntary Controlled School	School/College/University (in house)	2000	n/a
ST. MARYS C OF E PRIMARY SCHOOL	RH20 2AN	Lido	Lanes	0	Private Use	Voluntary Aided School	School/College/University (in house)	1960	n/a
ST. PETERS C OF E PRIMARY SCHOOL	RH13 8QZ	Lido	Lanes	0	Sports Club / Community Association	Voluntary Aided School	School/College/University (in house)	1979	2012
STEYNING LEISURE CENTRE	BN44 3AA	Main/General	Lanes	4	Pay and Play	Local Authority	Trust	1991	n/a
STORRINGTON FIRST SCHOOL	RH20 4PG	Lido	Lanes	4	Private Use	Community school	School/College/University (in house)	1960	2011

SITE NAME	POST CODE	FACILITY SUB TYPE	UNIT	NUMBER	ACCESS TYPE	OWNERSHIP TYPE	MANAGEMENT TYPE	YEAR BUILT	YEAR REFURBISHED
THE RYDON COMMUNITY COLLEGE	RH20 3AA	Main/General	Lanes	4	Sports Club / Community Association	Community school	Local Authority (in house)	1970	2014
THE TOWERS CONVENT SCHOOL	BN44 3TF	Main/General	Lanes	4	Private Use	Other Independent School	School/College/University (in house)	1978	2004
WEST SUSSEX SWIM SCHOOL	RH13 6NQ	Main	Lanes	0	Private	Private Swim School	Commercial	n/a	n/a
WINDLESHAM HOUSE SCHOOL	RH20 4AY	Learner/Teaching/ Training	Lanes	0	Sports Club / Community Association	Other Independent School	School/College/University (in house)	n/a	n/a

4.83 The analysis of the overall swimming pool supply in Horsham, is as follows:

Table 4.9: Analysis of Swimming Pool Supply in Horsham

	NO OF POOLS	NO OF SITES
TOTAL NUMBER OF POOLS	22	20
COMMUNITY ACCESSIBLE SWIMMING POOLS (PAY AND PLAY AND SPORTS CLUBS/COMMUNITY ASSOCIATIONS)	15	14
PAY AND PLAY COMMUNITY ACCESSIBLE SWIMMING POOLS	5	3
MAIN POOLS	11	11
LEARNER POOLS	2	2
LEISURE*		
LIDOS	9	9
EDUCATION SECTOR (SPORTS CLUBS AND ASSOCIATIONS)	6	6
EDUCATION SECTOR (PRIVATE USE ONLY)	6	6
COMMERCIAL SECTOR/OTHER	4	4

*There is a leisure offer as part of the Pavilions in the Park pool complex; this is really flumes and a catch pool, plus a small shallow pool, as opposed to a full leisure pool offer.

4.84 It is clear from Tables 4.8 and 4.9 that there is one swimming pool with 8 lanes in the District. There is one pool of 6 lanes; and six 4 lane pools. There is one small commercial pool owned and operated by the West Sussex Swim School; the other commercial pools are in a hotel, and at two golf and country clubs.

4.85 Half of the education pools are for private use only (6 of the 12).

4.86 68% of the pools provide community access i.e. 15 of the 22; there are 12 education pools. There are 6 pools on education sites which only provide for private use, and 4 commercially operated pools (1 hotel, 2 golf clubs and 1 Swim School). 27.2% of the pools provide pay and play community access.

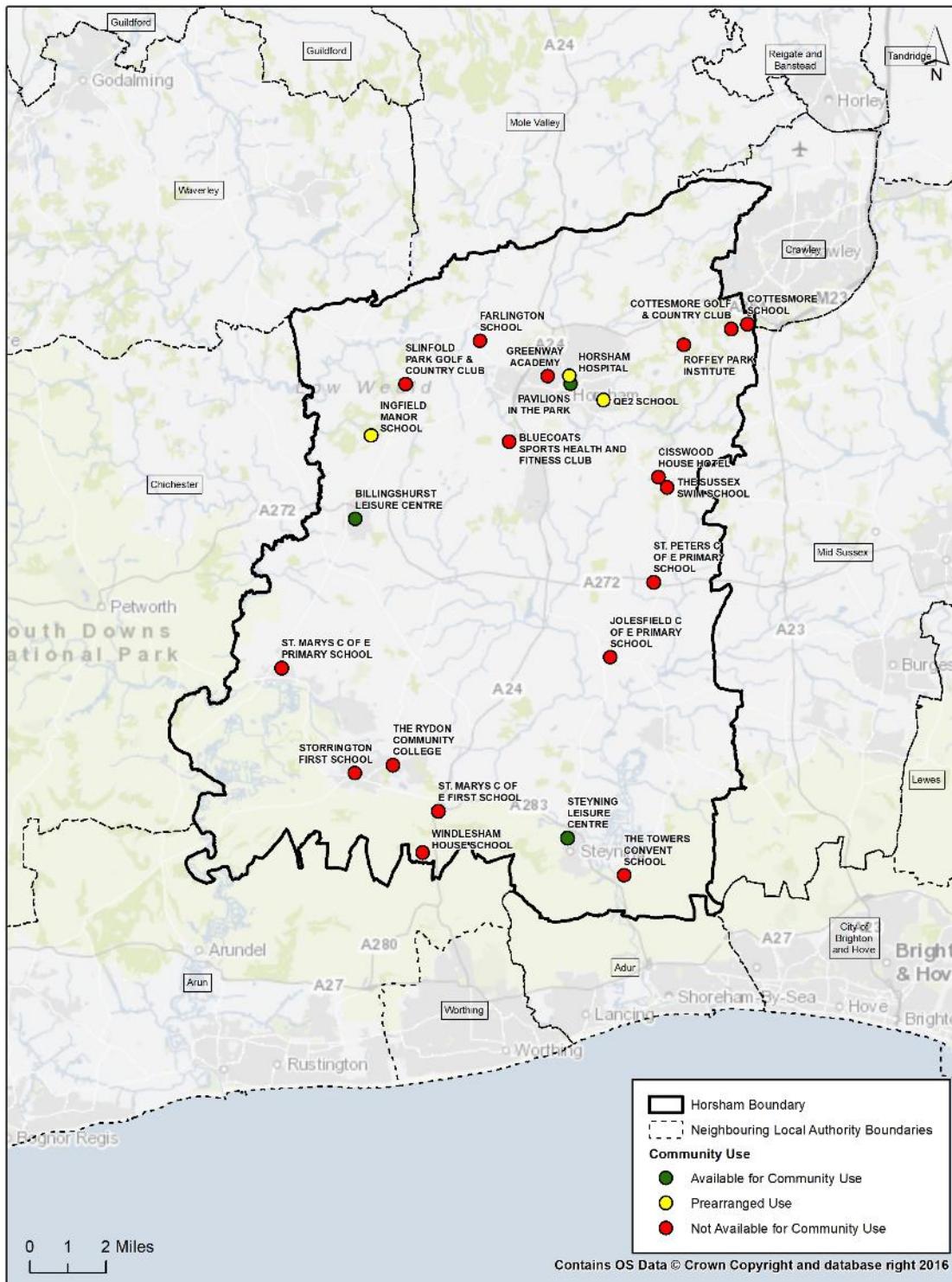
4.87 Bluecoats Sports, Health and Fitness Club is assessed as having sports club/community association use in the main; it has some very limited pay and play access, but the majority of users at the facility are members, who then have pay and play access.

Table 4.10: Community Accessible Pay and Play Swimming Pools in Horsham

SITE NAME	POST CODE	FACILITY SUB TYPE	UNIT	NUMBER	ACCESS TYPE	OWNERSHIP TYPE	MANAGEMENT TYPE	YEAR BUILT	YEAR REFURBISHED
BILLINGSHURST LEISURE CENTRE	RH14 9RY	Main/General	Lanes	4	Pay and Play	Local Authority	Trust	2008	n/a
PAVILIONS IN THE PARK	RH12 2DF	Main/General	Lanes	8	Pay and Play	Local Authority	Trust	2002	2014
PAVILIONS IN THE PARK	RH12 2DF	Lido	Lanes	0	Pay and Play	Local Authority	Trust	2002	n/a
PAVILIONS IN THE PARK	RH12 2DF	Learner/Teaching/Training	Lanes	0	Pay and Play	Local Authority	Trust	2002	n/a
STEYNING LEISURE CENTRE	BN44 3AA	Main/General	Lanes	4	Pay and Play	Local Authority	Trust	1991	n/a

4.88 Map 4.7 shows all the community accessible swimming pools in Horsham. The green dots are those facilities providing for pay and play access at all times. The red dots are those facilities which provide community access/are for private use, but do not provide pay and play access.

Map 4.7: Community Accessible Swimming Pools in Horsham



Swimming Pools by community use availability in Horsham



QUALITY- SWIMMING POOLS IN HORSHAM

- 4.89 Detailed quality assessments have been undertaken on all Horsham District Council pools, plus a number of other key facilities. These are provided in Appendix (a-j) and are summarised in Table 4.11.

Table 4.11: Summary Qualitative Assessments- Swimming Pools

FACILITY	QUANTITATIVE AUDIT SCORE	QUALITATIVE AUDIT SCORE	NEED FOR INVESTMENT	COMMENTS
BILLINGSHURST LEISURE CENTRE	66%	Good	Minimal	Built in 2008, and not yet refurbished, so ageing, but in good condition.
PAVILIONS IN THE PARK	84%	Good	Minimal	Built in 2002, and refurbished in 2014, so ageing, but in very good condition. Well-maintained. Very well-used.
STEYNING LEISURE CENTRE	81%	Excellent	Minimal	Built in 1991, and not yet refurbished, so ageing, but in very good condition.

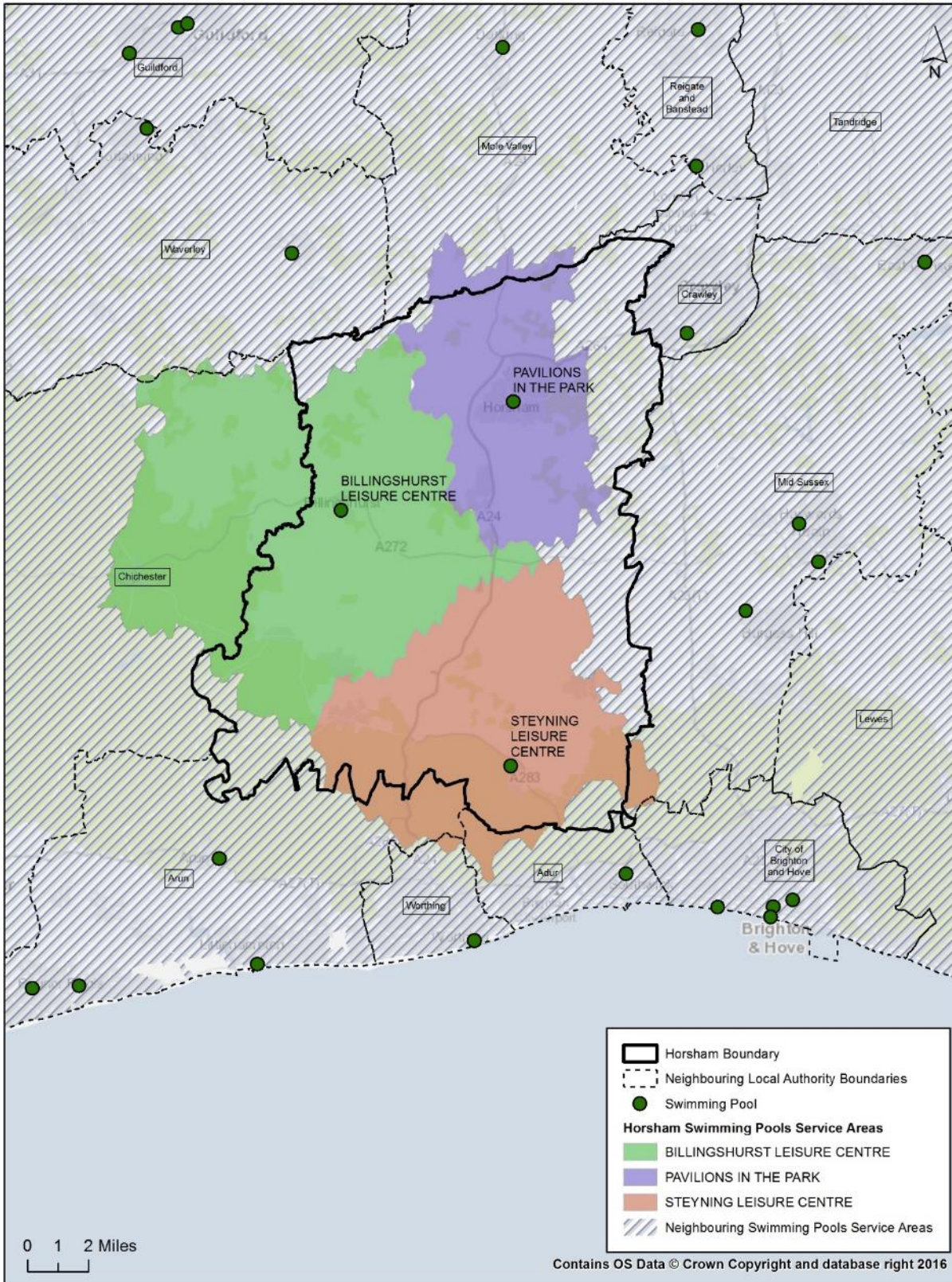
- 4.90 Horsham District Council's swimming pools are of good quality (three pools at the Pavilions in the Park, 1 at Steyning leisure Centre and 1 at Billingshurst Leisure Centre). The majority of the education facilities, although offering a good level of provision, are ageing facilities, with the majority of pools built in the late 1970's.
- 4.91 The oldest swimming pool in the District is at St Mary's C of E Primary School; this is a lido built in 1960 and not yet been refurbished. The lido at Storrington First School also built in 1960 was refurbished in 2011.
- 4.92 The Pavilions in the Park was built 16 years ago but had extensive refurbishment in 2014. The facility is of good quality but given the age of the original buildings in the longer-term consideration will need to be given to further refurbishment/eventual replacement.
- 4.93 The newest public swimming pool is that at Billingshurst Leisure Centre, built in 2008. The pool at Steyning Leisure Centre was built in 2000.

ACCESSIBILITY- SWIMMING POOLS IN HORSHAM

- 4.94 The community accessible pools are located across the Borough as shown in Map 4.8 (green dots are the pay and play community accessible pools. This shows that the majority of the District has access to the five pay and play swimming pools (3 sites) within a 20-minute drivetime. Areas outside this 20 - minute catchment area include the extreme South West along the borders with Chichester and Arun, districts, the extreme North West on the border with Waverley, the extreme South East on the borders with Arun, and the eastern side of the District, bordering Crawley, Mid Sussex and to the North, Mole Valley. Residents in these areas may have easier access to pools in neighbouring districts e.g. K2 in Crawley (as a 50m pool, this has a significant catchment area).
- 4.95 A new pool on the Broadbridge Heath site in Horsham, would help to increase the catchment area for water space in the Borough, but this will be mitigated to some extent by the increase in demand from the population growth in the same area.

- 4.96 It is also important to remember that there is a 6-lane x 25m pool at Bluecoats Sports Health and Fitness Club, which clearly provides for those residents who become members and use the facilities. Given the relative affluence in the area, this facility does attract significant membership and use; the facilities are very good quality, with a catchment area extending into the east and north of the Borough, which again would reduce the apparent areas outside the catchment area of an accessible swimming pool.
- 4.97 11.8% of the Horsham population does not have access to a car. It is therefore important to ensure that pools are as accessible as possible to those walking or using public transport.
- 4.98 Existing pay and play community accessible swimming pools are well-located in the District; all are on public transport routes, and their catchment areas provide access to virtually all residents. In addition to these pay and play community accessible pools, there are other facilities which are also used by residents, so over all there is a good stock of provision in the District.

Map 4.8: Community Accessible Swimming Pools in Horsham with a 20-minute drive-time catchment area



Swimming Pools with community use availability service areas in Horsham (up to 20 minute drive time)



AVAILABILITY – SWIMMING POOLS IN HORSHAM

- 4.99 Map 4.7 highlights the locations of the 6 pay and play accessible swimming pools (3 sites).
- 4.100 All the main pay and play community accessible pools are 25m in length, so are of strategic size, and are of 4 lanes or more.
- 4.101 In terms of increasing pay and play access to pools in the District, there are limited options, with all pools, except those identified as providing for pay and play access, being on education sites, or in commercial ownership.
- 4.102 There are small pools at Cottesmore School and Rydon Community College which are already heavily used by local clubs and sports associations.

HEALTH AND FITNESS FACILITIES

QUANTITY - HEALTH AND FITNESS SUITES IN HORSHAM

- 4.103 The supply analysis identifies that overall there are 35 health and fitness facilities (25 sites) (19 fitness suites and 15 studios) in Horsham. In total, the fitness suites provide a minimum 698 fitness stations (the number of fitness stations at a couple of facilities could not be verified).
- 4.104 All facilities require some form of payment/membership payment before use, and an induction is required. However, Horsham District Council facilities also offer community pay and play access. The rest of the fitness facilities operate on a commercial basis and require membership or provide for sports club/association use. All fitness facilities are shown in Table 4.12. The pay and play community accessible fitness suites are highlighted in grey in Table 4.12. Map 4.9 shows all fitness facilities in Horsham (fitness suites and studios). The blue dots are fitness suites; the yellow dots are studios; where a dot is both colours, this highlights that there is both a fitness suite and studio on site. Further details are included in Appendix 7.

Table 4.12: Summary of overall Fitness Provision in Horsham

SITE NAME	POST CODE	FACILITY SUB TYPE	UNIT	NUMBER	ACCESS TYPE	OWNERSHIP TYPE	MANAGEMENT TYPE	YEAR BUILT	YEAR REFURBISHED
BILLINGSHURST LEISURE CENTRE	RH14 9RY	Health and Fitness Suite	Stations	52	Pay and Play	Local Authority	Trust	1981	2008
BLUECOATS SPORTS HEALTH AND FITNESS CLUB	RH13 0YB	Health and Fitness Suite	Stations	53	Pay and Play/Registered Membership use	Other Independent School	Commercial Management	1990	2015
BLUECOATS SPORTS HEALTH AND FITNESS CLUB	RH13 0YB	Studio	Studios	1	Pay and Play/Registered Membership use	Other Independent School	Commercial Management	1990	n/a
BLUECOATS SPORTS HEALTH AND FITNESS CLUB	RH13 0YB	Studio	Studios	0	Registered Membership use	Other Independent School	Commercial Management	1990	n/a
BODYWISE GYM & STUDIOS	RH12 3QW	Health and Fitness Suite	Stations	43	Registered Membership use	Commercial	Commercial Management	1985	2014
BODYWISE GYM & STUDIOS	RH12 3QW	Studio	Studios	0	Registered Membership use	Commercial	Commercial Management	1985	2014
BROADBRIDGE HEATH LEISURE CENTRE	RH12 3YS	Health and Fitness Suite	Stations	61	Pay and Play	Local Authority	Trust	1987	2008
BROADBRIDGE HEATH LEISURE CENTRE	RH12 3YS	Studio	Studios	1	Pay and Play	Local Authority	Trust	1987	2010
CHANCTONBURY LEISURE CENTRE	RH20 4PG	Studio	Stations	50	Pay and Play	Local Authority	Trust		

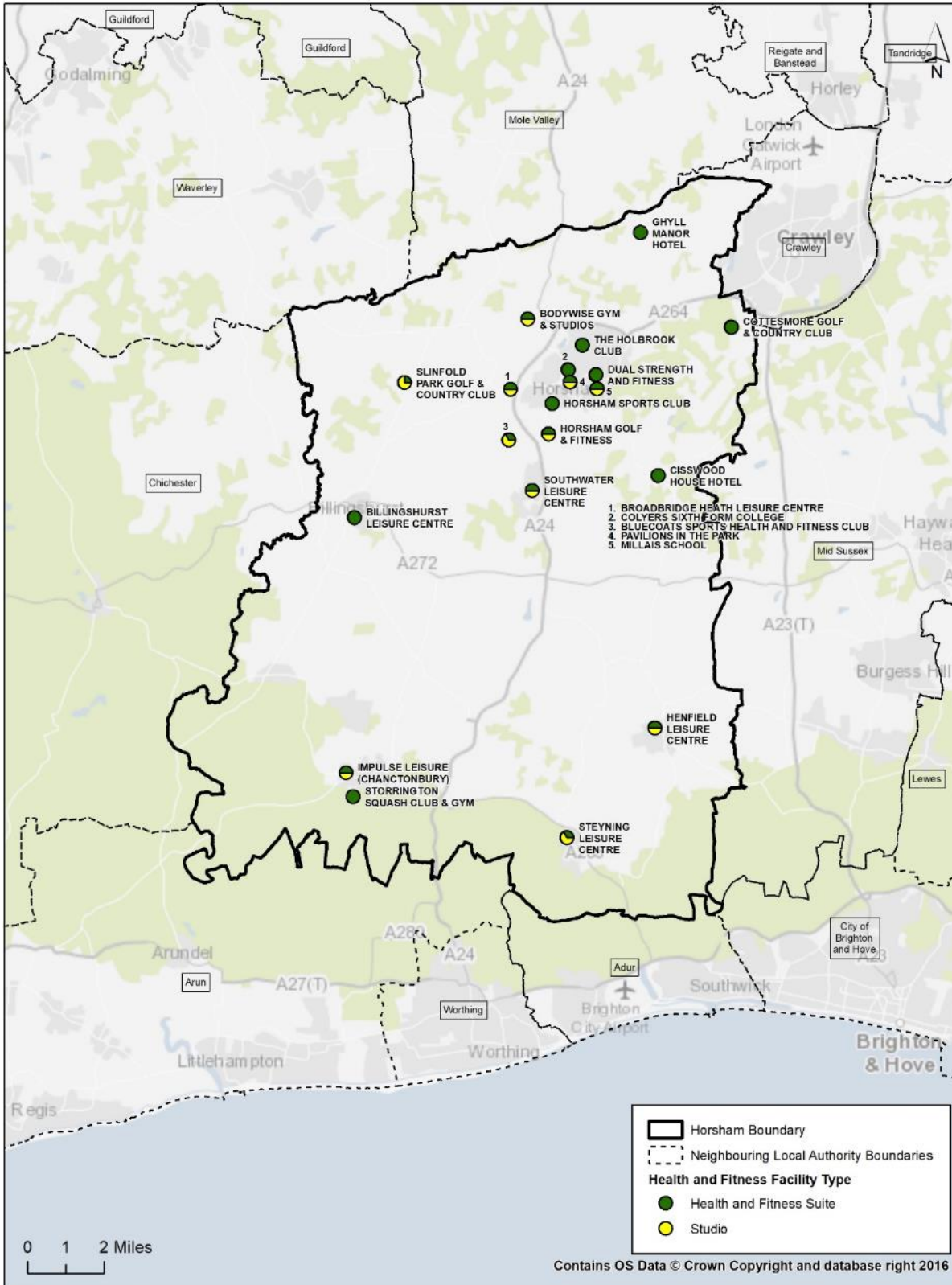
SITE NAME	POST CODE	FACILITY SUB TYPE	UNIT	NUMBER	ACCESS TYPE	OWNERSHIP TYPE	MANAGEMENT TYPE	YEAR BUILT	YEAR REFURBISHED
CISSWOOD HOUSE HOTEL	RH13 6NF	Health and Fitness Suite	Stations	19	Registered Membership use	Commercial	Commercial Management	1999	2007
COLLYERS SIXTH FORM COLLEGE	RH12 2EJ	Health and Fitness Suite	Stations	17	Private Use	Further Education	School / College / University (in house)	1977	2007
COTTESMORE GOLF & COUNTRY CLUB	RH11 9AT	Health and Fitness Suite	Stations	26	Registered Membership use	Commercial	Commercial Management	1992	2010
DUAL STRENGTH AND FITNESS	RH135QN	Health and Fitness Suite	Stations	N/A	Registered Membership use	Commercial	Commercial Management	N/A	N/A
HENFIELD LEISURE CENTRE	BN5 9QB	Health and Fitness Suite	Stations	55	Pay and Play	Local Authority	Trust	1990	2013
HENFIELD LEISURE CENTRE	BN5 9QB	Studio	Studios	1	Pay and Play	Local Authority	Trust	2000	n/a
HORSHAM GOLF & FITNESS	RH13 0AX	Health and Fitness Suite	Stations	35	Registered Membership use	Commercial	Commercial Management	1993	2008
HORSHAM GOLF & FITNESS	RH13 0AX	Studio	Studios	1	Registered Membership use	Commercial	Commercial Management	1996	2006
HORSHAM SPORTS CLUB	RH12 1TE	Health and Fitness Suite	Stations	20	Sports Club / Community Association	Sports Club	Sport Club	2016	N/A

SITE NAME	POST CODE	FACILITY SUB TYPE	UNIT	NUMBER	ACCESS TYPE	OWNERSHIP TYPE	MANAGEMENT TYPE	YEAR BUILT	YEAR REFURBISHED
GYLLIS MANOR	RH12 4PX	Health and Fitness Suite	Stations	12	Commercial	Commercial	Commercial Management	N/A	N/A
MILLAIS SCHOOL	RH13 5HR	Health and Fitness Suite	Stations	12	Private Use	Community school	School / College / University (in house)	2008	N/A
MILLAIS SCHOOL	RH13 5HR	Studio	Studios	1	Private Use	Community school	School / College / University (in house)	2008	N/A
MY 35	Now at Pavilions in the Park; not a separate facility								
PAVILIONS IN THE PARK	RH12 2DF	Health and Fitness Suite	Stations	66	Pay and Play	Local Authority	Trust	2002	2015
PAVILIONS IN THE PARK	RH12 2DF	Studio	Studios	1	Pay and Play	Local Authority	Trust	2002	N/A
SLINFOLD PARK GOLF & COUNTRY CLUB	RH13 0RE	Health and Fitness Suite	Stations	50	Registered Membership use	Commercial	Commercial Management	2009	N/A
SLINFOLD PARK GOLF & COUNTRY CLUB	RH13 0RE	Studio	Studios	0	Pay and Play	Commercial	Commercial Management	2009	N/A
SLINFOLD PARK GOLF & COUNTRY CLUB	RH13 0RE	Studio	Studios	0	Pay and Play	Commercial	Commercial Management	2014	N/A

SITE NAME	POST CODE	FACILITY SUB TYPE	UNIT	NUMBER	ACCESS TYPE	OWNERSHIP TYPE	MANAGEMENT TYPE	YEAR BUILT	YEAR REFURBISHED
SLINFOLD PARK GOLF & COUNTRY CLUB	RH13 0RE	Studio	Studios	0	Sports Club / Community Association	Commercial	Sport Club	n/a	N/A
SOUTHWATER LEISURE CENTRE	RH13 9XZ	Health and Fitness Suite	Stations	30	Pay and Play	Local Authority	Local Authority (in house)	1990	2011
SOUTHWATER LEISURE CENTRE	RH13 9XZ	Studio	Studios	0	Pay and Play	Local Authority	Local Authority (in house)	1990	n/a
STEYNING LEISURE CENTRE	BN44 3AA	Health and Fitness Suite	Stations	60	Pay and Play	Local Authority	Trust	1991	2013
STEYNING LEISURE CENTRE	BN44 3AA	Studio	Studios	1	Pay and Play	Local Authority	Trust	1991	2013
STEYNING LEISURE CENTRE	BN44 3AA	Studio	Studios	1	Pay and Play	Local Authority	Trust	2015	n/a
STORRINGTON SQUASH CLUB & GYM	RH20 4HE	Health and Fitness Suite	Stations	7	Sports Club / Community Association	Commercial	Sport Club	n/a	n/a
THE HOLBROOK CLUB	RH12 5PJ	Health and Fitness Suite	Stations	30	Pay and Play/Registered membership use	Sports Club	Commercial Management	1986	2012

4.105 In addition to the above, and recorded under community halls, Horsham Drill Hall is an important local facility for dance (clubs and classes) in the District.

Map 4.9: Fitness Facilities in Horsham (fitness suites and studios)



Health and Fitness facilities by type in Horsham



- 4.106 Six of the seven community pay and play accessible fitness suites are Horsham District Council facilities, operated by PL or one of the local trusts. Chanctonbury Leisure Centre is also pay and play, operated by and owned by Impulse Leisure (HDC, through various operators, provide 324 stations, 46.4% of overall supply in the District).
- 4.107 There are no fitness suites with 100 stations or more. The largest fitness site is at Pavilions in the Park, (66 stations) followed by Broadbridge Heath with 61 fitness stations, and Steyning Leisure Centre with 60 fitness stations.
- 4.108 Commercially operated fitness suites require registered membership. Some indicate they provide an element of pay and play access but in reality, all operate pre-registered, pre-paid/DD membership schemes.
- 4.109 The commercial fitness sector in Horsham (10 operators) predominantly comprises small, independent fitness suites as opposed to large commercial brands. The largest verifiable commercial fitness suite has 50 stations – Slinfold Golf and Country Club. It is likely that Dual Strength and Fitness, as a budget gym, has more stations.
- 4.110 Analysis of the overall supply of fitness suites is summarised in Table 4.12, and highlights the following:

Table 4.13: Analysis of overall Fitness Suite Provision in Horsham

TOTAL FITNESS SUITES	19
TOTAL FITNESS STATIONS	698
COMMUNITY ACCESSIBLE FITNESS SUITES	8
COMMUNITY ACCESSIBLE FITNESS STATIONS	394
PAY AND PLAY COMMUNITY ACCESSIBLE FITNESS SUITES (All require some form of prior payment/membership Ownership Local Authority/ Sports Club /Community Organisation)	7
PAY AND PLAY COMMUNITY ACCESSIBLE FITNESS STATIONS	374
COMMERCIAL SECTOR FITNESS SUITES	9
COMMERCIAL SECTOR FITNESS STATIONS	275
EDUCATION SECTOR FITNESS SUITES (PRIVATE USE)	2
EDUCATION SECTOR FITNESS STATIONS (PRIVATE USE)	29

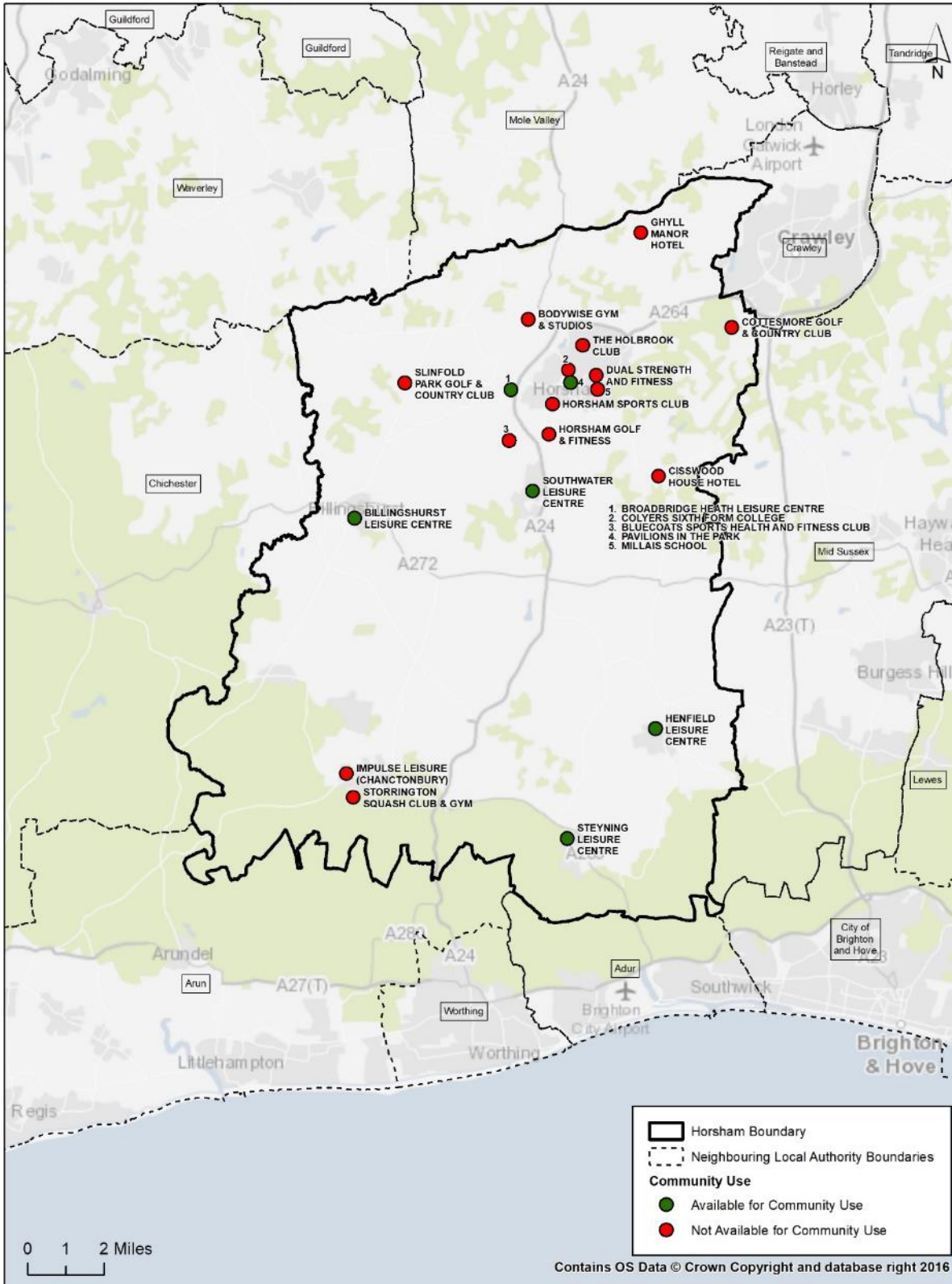
Table 4.14: Summary of Fitness Suite Size

NUMBER OF FITNESS STATIONS	NO. FITNESS SUITES
150+	0
100 - 149	0
50 - 99	8
30-49	4
29 OR LESS	7

N.B It was not possible to verify the number of stations at Dual Strength and Fitness

- 4.111 The supply of community accessible fitness suites is shown on Map 4.10. The green dots are those facilities providing pay and play community access; the red dots are facilities which provide community access, but only to sports clubs/community organisations, or are registered membership/private facilities.

Map 4.10: Community Accessible Fitness Suites in Horsham



Health and Fitness Suites by community use availability in Horsham



QUALITY – HEALTH AND FITNESS FACILITIES IN HORSHAM

- 4.112 Detailed quality assessments have been undertaken at all Horsham District Council sports facilities. These are provided in Appendix 2 (a – j) and are summarised in Table 4.16. Although commercial facilities have been visited, it was not possible to undertake detailed quality audits as commercial operators do not want these to be undertaken. Overall, the quality of the commercial facilities is very good; in general, they are also newer than other facilities e.g. on education sites.

Table 4.15: Summary Qualitative Assessments – Health and Fitness Facilities (fitness suites and studios)

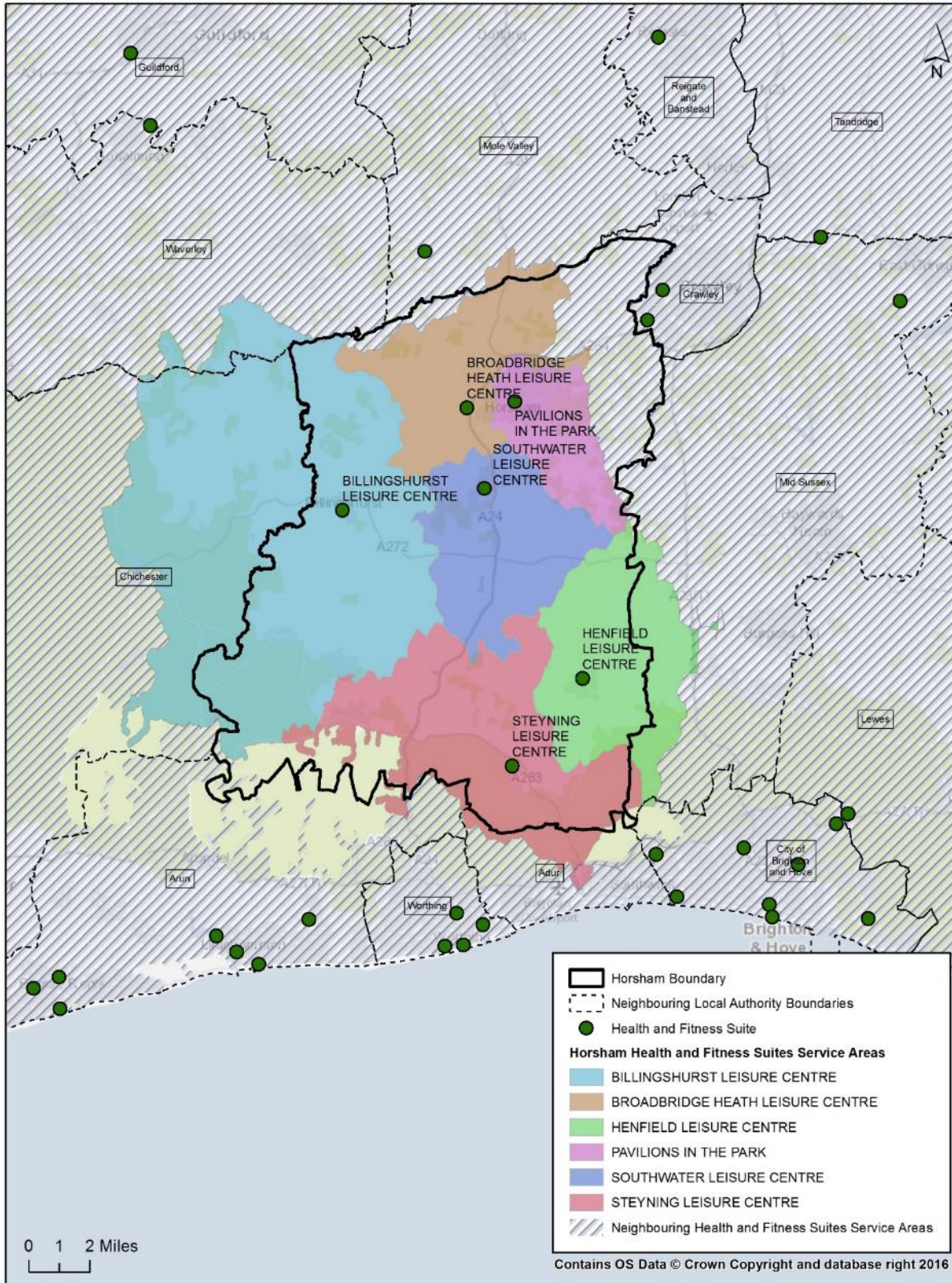
FACILITY	QUANTITATIVE AUDIT SCORE	QUALITATIVE AUDIT SCORE	NEED FOR INVESTMENT	COMMENTS
BILLINGSHURST LEISURE CENTRE	66%	Good	Minimal	Facility good condition.
BROADBRIDGE HEATH LEISURE CENTRE	NOT RATED AS BEING REPLACED			
CHANCTONBURY LEISURE CENTRE	78%	Good	Minimal	Fitness suite is excellent.
HENFIELD LEISURE CENTRE	65%	Good	Moderate	Fitness suite good quality
PAVILIONS IN THE PARK	84%	Good	Minimal	Very high-quality facility; refurbished in October/November 2017
SOUTHWATER LEISURE CENTRE		Average	Significant	Facility in need of investment; facilities poorer quality
STEYNING LEISURE CENTRE	81%	Excellent	Minimal	Fitness suite very good quality

- 4.113 The oldest fitness suite in the District is at Collyer’s 6th Form College (built 1977); this was refurbished in 2007. The newest fitness suite in the District, built in 2016 is at Horsham Sports Club; the new Broadbridge Heath Leisure Centre, to open in 2018, will be the newest fitness suite in the District.
- 4.114 The quality of the community accessible pay and play health and fitness facilities is generally good with 18 facilities either having been built or refurbished since 2000.
- 4.115 The commercial facilities have predominantly been provided since 2012.

ACCESSIBILITY- HEALTH AND FITNESS FACILITIES IN HORSHAM

- 4.116 Map 4.10 illustrates that the majority of all District residents are within a 20-minute drive time catchment of a community accessible fitness suite (green dots are the pay and play community accessible fitness suites/studios).
- 4.117 Areas outside the 20-minute catchment area include the North East on the boundary with Crawley, the South on the borders with Arun and Adur, and that with Brighton and Hove. The map shows that facilities in the latter two areas are within the catchment area of a facility in the neighbouring Borough.

Map 4.11: Community Accessible Fitness Suites in Horsham with a 20-minute drive-time catchment area



Health and Fitness Suites with community use availability service areas in Horsham (up to 20 minute drive time)



AVAILABILITY – HEALTH AND FITNESS FACILITIES IN HORSHAM

- 4.118 A significant amount of the existing fitness provision in the District is through the commercial sector (275 out of 698 stations – 39.3%). There is just one small sports club-based facility; this has 7 fitness stations.
- 4.119 It is important to highlight that the existing commercial sector fitness suite provision in the District will be used by some residents. None of the commercial fitness suites are high end fitness companies, so membership cost is comparable with the Horsham District Council facilities. The commercial provision presents a significant level of competition to the Horsham District Council facilities. There are three budget gyms in the District, Fit4less, Anytime Fitness and Pure Gym. The Gym group will be moving into Horsham as part of the Swan Walk development.
- 4.120 On this basis, the assessment of the current and future need for fitness facilities reflects the fact that District residents are likely to use those facilities which offer provision and a membership rate comparable to public sector facilities. The assessment of need (See Appendix 6) therefore includes the following, as ‘pay and play ‘on the basis of ‘affordability’:

Table 4.16: Health and Fitness Stations

SITE NAME	FACILITY TYPE	N° OF FITNESS STATIONS
BLUECOATS SPORTS HEALTH AND FITNESS CLUB	Health and Fitness Suite	53
HENFIELD LEISURE CENTRE	Health and Fitness Suite	55
SOUTHWATER LEISURE CENTRE	Health and Fitness Suite	30
THE HOLBROOK CLUB	Health and Fitness Suite	30
		168

- 4.121 These facilities have membership rates comparable to the Horsham District Council fitness facilities and are affordable to many in the wider community for pay and play use.
- 4.122 The fitness suites on education sites are available in the main for sports club/association use, and do not provide pay and play access.

STUDIOS

QUANTITY - STUDIOS IN HORSHAM

- 4.123 There are 15 studios in the District; the majority are provided as part of a health and fitness offer within facilities. Studios provide a space in which a range of aerobic, fitness and dance classes plus activities such as yoga and Pilates, can take place as well as martial arts, and boxing. Although requiring some specialist equipment for martial arts and boxing, it is also possible to do a form of these activities in an informal space such as a community hall. Informal halls can also accommodate a range of fitness and dance classes.
- 4.124 Many village and community hall facilities are used by dance schools, and the smaller halls often available on education sites have significant potential to be used for fitness classes.
- 4.125 Map 4.9 shows studios as part of the overall health and fitness offer in Horsham. Map 4.12 shows the locations of individual community accessible pay and play studios.
- 4.126 The overall provision of studios in Horsham is summarised in Table 4.17, with community accessible pay and play facilities highlighted in grey.

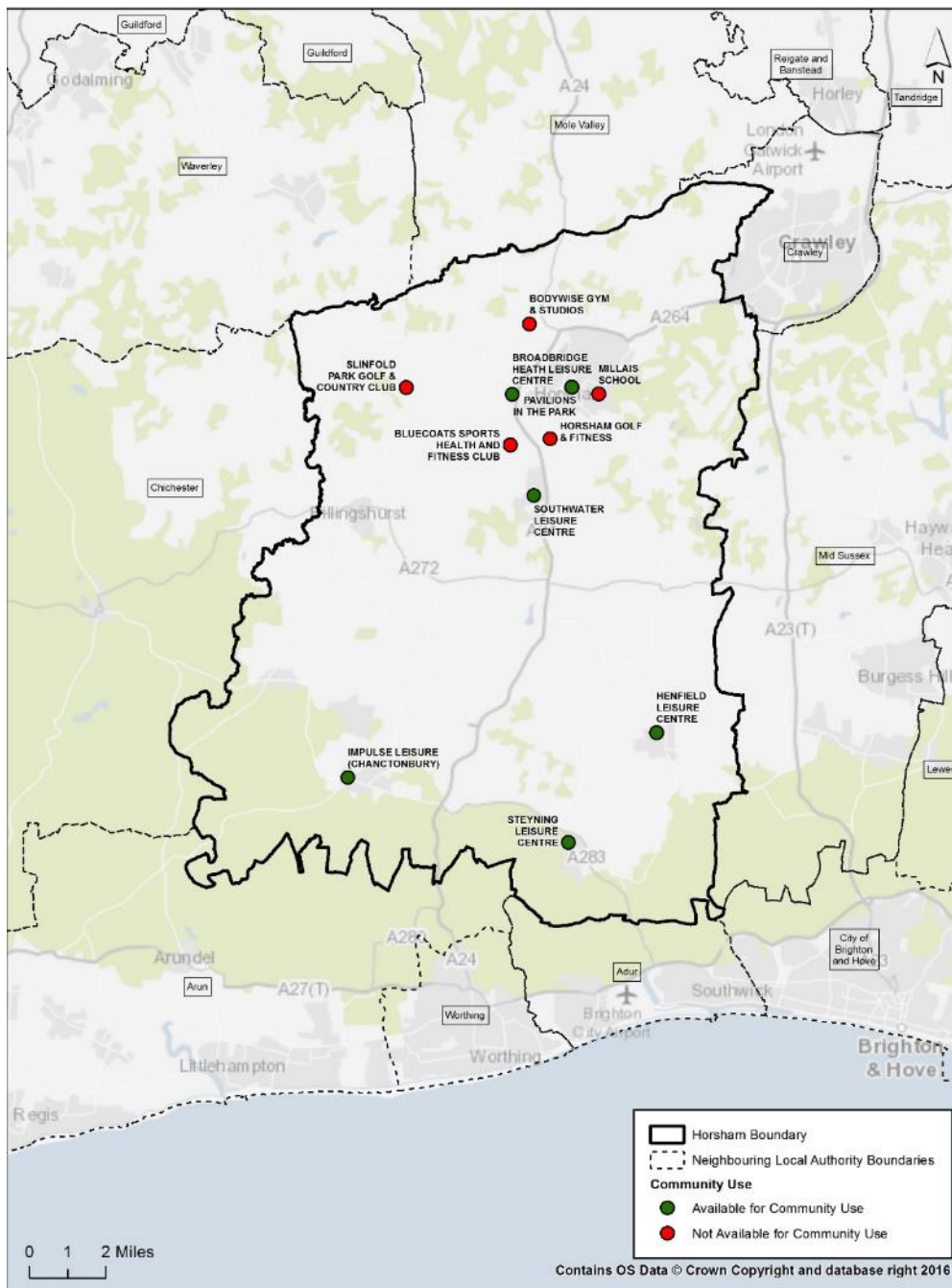
Table 4.17: Community Accessible Studios in Horsham

SITE NAME	POST CODE	FACILITY TYPE	UNIT	ACCESS TYPE	OWNERSHIP TYPE	MANAGEMENT TYPE	YEAR BUILT	YEAR REFURBISHED
BLUECOATS SPORTS HEALTH AND FITNESS CLUB	RH13 0YB	Studio	1	Registered Membership use	Other Independent School	Commercial Management	1990	n/a
BLUECOATS SPORTS HEALTH AND FITNESS CLUB	RH13 0YB	Studio	0	Registered Membership use	Other Independent School	Commercial Management	1990	n/a
BODYWISE GYM & STUDIOS	RH12 3QW	Studio	0	Registered Membership use	Commercial	Commercial Management	1985	2014
BROADBRIDGE HEATH LEISURE CENTRE	RH12 3YS	Studio	1	Pay and Play	Local Authority	Trust	1987	2010
CANTERBURY LEISURE CENTRE	RH20 4PG	Studio	50	Pay and Play	Local Authority	Trust		
HENFIELD LEISURE CENTRE	BN5 9QB	Studio	1	Pay and Play	Local Authority	Trust	2000	n/a
HORSHAM GOLF & FITNESS	RH13 0AX	Studio	1	Registered Membership use	Commercial	Commercial Management	1996	2006
MILLAIS SCHOOL	RH13 5HR	Studio	1	Private Use	Community school	School/College/University (in house)	2008	n/a
PAVILIONS IN THE PARK	RH12 2DF	Studio	1	Pay and Play	Local Authority	Trust	2002	n/a
SLINFOLD PARK GOLF & COUNTRY CLUB	RH13 0RE	Studio	0	Sports Club / Community Association	Commercial	Commercial Management	2009	n/a
SLINFOLD PARK GOLF & COUNTRY CLUB	RH13 0RE	Studio	0	Sports Club / Community Association	Commercial	Commercial Management	2014	n/a
SLINFOLD PARK GOLF & COUNTRY CLUB	RH13 0RE	Studio	0	Sports Club / Community Association	Commercial	Sport Club	n/a	n/a
SOUTHWATER LEISURE CENTRE	RH13 9XZ	Studio	0	Pay and Play	Local Authority	Local Authority (in house)	1990	n/a

SITE NAME	POST CODE	FACILITY TYPE	UNIT	ACCESS TYPE	OWNERSHIP TYPE	MANAGEMENT TYPE	YEAR BUILT	YEAR REFURBISHED
STEYNING LEISURE CENTRE	BN44 3AA	Studio	1	Pay and Play	Local Authority	Trust	1991	2013
STEYNING LEISURE CENTRE	BN44 3AA	Studio	1	Pay and Play	Local Authority	Trust	2015	n/a

- 4.127 4 studio facilities are provided through commercial facilities, and 1 is on an education site, providing private access only. All commercial facilities require membership prior to use. 1 facility provides access to community clubs.
- 4.128 There are 7 pay and play community accessible studios in Horsham District, across 6 sites (Broadbridge Heath Leisure Centre, Chanctonbury Leisure Centre, Henfield Leisure Centre, Pavilions in the Park, Southwater Leisure Centre and Steyning Leisure Centre).

Map 4.12: Community Accessible Studios in Horsham



Studios by community use availability in Horsham



4.129 The analysis of the overall studio supply in Horsham is as follows:

Table 4.18: Analysis of overall Studio Supply – Horsham

TOTAL STUDIOS	15
COMMUNITY ACCESSIBLE STUDIOS	10
PAY AND PLAY ACCESSIBLE STUDIOS	7
COMMERCIAL SECTOR STUDIOS	4
EDUCATION SECTOR STUDIOS	1

QUALITY - STUDIOS IN HORSHAM

- 4.130 Detailed quality assessments have been undertaken on all Horsham District Council sports facilities in the District. These are provided in Appendix 2a – 2j and summarised in Appendix 2 and Table 4.17 above.
- 4.131 The quality of studios is generally good with a number of facilities having been built recently. The oldest studio in the District is at Bodywise Gym and Studio, built in 1985, and refurbished in 2014. The newest studio at Steyning Leisure Centre was built in 2015.

ACCESSIBILITY - STUDIOS IN HORSHAM

- 4.132 Health and fitness facilities are located across the District, in areas of highest population, given that the majority of potential users will be resident in these areas. Most studios are part of an overall fitness offer, although there is one stand-alone facility on a sports club site.
- 4.133 The pay and play accessible studios are in the same facilities as the pay and play fitness suites, therefore accessibility for studios is the same as shown on Map 4.11.
- 4.134 Map 4.11 illustrates that the majority of all District residents are within a 20-minute drive time catchment of a community accessible fitness studio (green dots are the pay and play community accessible fitness suites/studios).
- 4.135 Areas outside the 20-minute catchment area include the North East on the boundary with Crawley, the South on the borders with Arun and Adur, and that with Brighton and Hove. The map shows that facilities in the latter two areas are within the catchment area of a facility in the neighbouring Borough.
- 4.136 K2, Crawley, may be re-developed and extended, once the new operational contract is let; an extended fitness offer may be more accessible for those in the north east of Horsham.
- 4.137 It should also be recognised that there are budget and other commercial fitness facilities e.g. Bluecoats Sports Health and Fitness, Dual Strength and Fitness in the District, as shown on Map 4.9, which are used by some residents,

AVAILABILITY - STUDIOS IN HORSHAM

- 4.138 A comprehensive programme of fitness classes, and other sporting activities is offered at the pay and play facilities. Of the 15 studios in the District 10 are accessible for community use.
- 4.139 26.6% of all studios are provided by commercial operators as part of an overall fitness offer; these providers are the same as those operating commercial fitness suites.

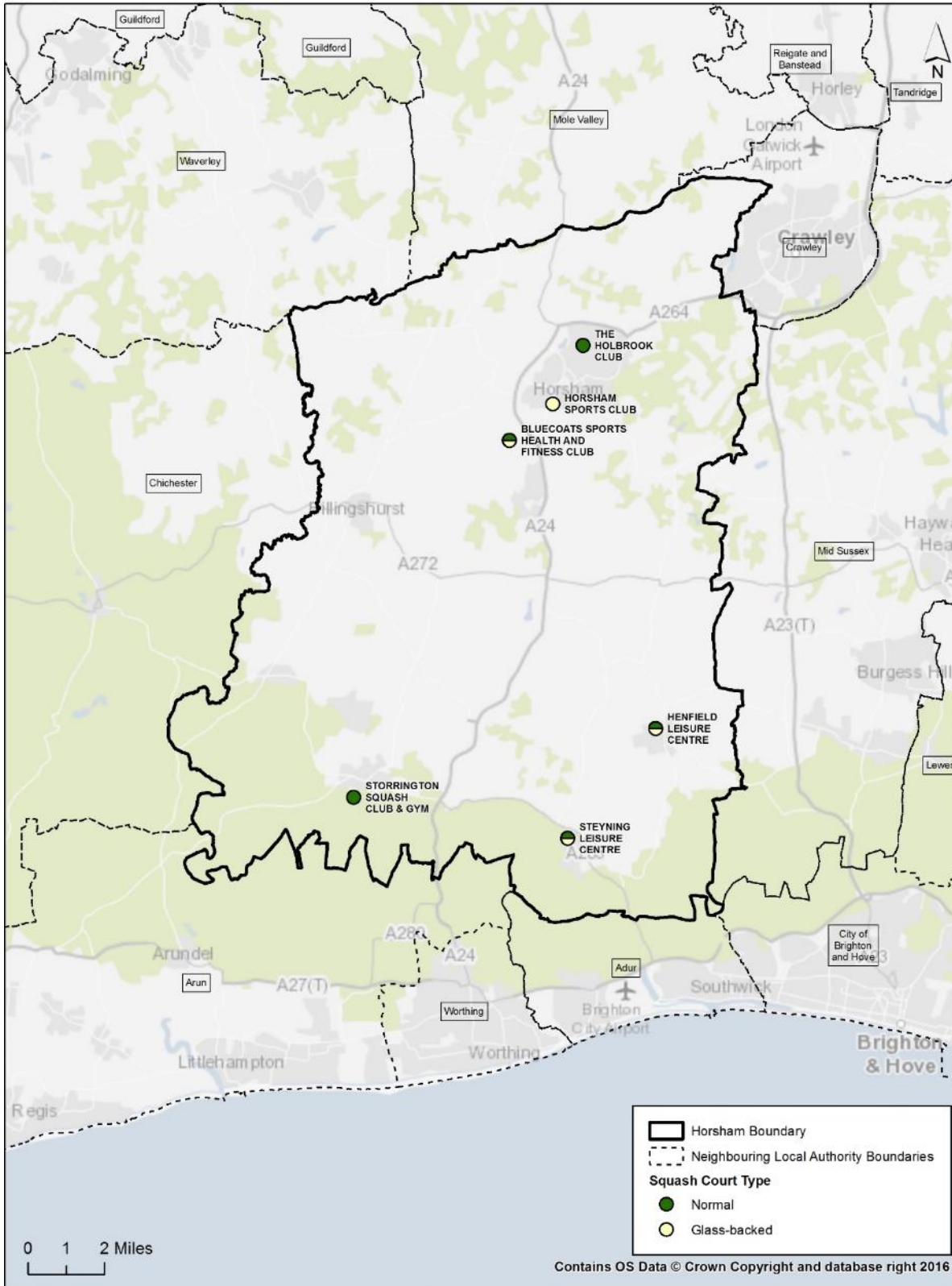
- 4.140 Some commercial operators have membership rates comparable to those at Horsham District Council leisure facilities. The studios in these budget gyms are used by local residents, as are the fitness suites.
- 4.141 In addition to the purpose -built studio facilities in the District, there are a number of multi-purpose halls located around the District, in community centres/halls; these are also used for activities which could also take place in a studio e.g. aerobics, dance, etc.

SQUASH

QUANTITY - SQUASH COURTS IN HORSHAM

- 4.142 There are 17 squash courts (6 facilities) in Horsham. Of these 17 courts, 7 are glass backed courts (Bluecoats Sports, Health and Fitness Club, Henfield Leisure Centre, Horsham Sports Club, Steyning Leisure Centre). Squash courts in Horsham are shown on Map 4.13.

Map 4.13: Squash Courts in Horsham



Squash Courts by type in Horsham



4.143 The overall supply of squash courts is summarised in Table 4.19. Community accessible courts are highlighted in grey.

Table 4.19: Squash Courts in Horsham

SITE NAME	POST CODE	FACILITY TYPE	FACILITY SUB TYPE	UNIT	NUMBER	ACCESS TYPE	OWNERSHIP TYPE	MANAGEMENT TYPE	YEAR BUILT	YEAR REFURBISHED
BLUECOATS SPORTS HEALTH AND FITNESS CLUB	RH13 0YB	Squash Courts	Normal	Courts	4	Registered Membership use	Other Independent School	Commercial Management	1990	2013
BLUECOATS SPORTS HEALTH AND FITNESS CLUB	RH13 0YB	Squash Courts	Glass-backed	Courts	2	Registered Membership use	Other Independent School	Commercial Management	1990	2013
HENFIELD LEISURE CENTRE	BN5 9QB	Squash Courts	Normal	Courts	1	Pay and Play	Local Authority	Trust	1990	2012
HENFIELD LEISURE CENTRE	BN5 9QB	Squash Courts	Glass-backed	Courts	1	Pay and Play	Local Authority	Trust	1990	2012
HORSHAM SPORTS CLUB	RH12 1TE	Squash Courts	Glass-backed	Courts	3	Pay and Play	Sports Club	Sport Club	1996	2006
STEYNING LEISURE CENTRE	BN44 3AA	Squash Courts	Normal	Courts	1	Pay and Play	Local Authority	Trust	1991	2007
STEYNING LEISURE CENTRE	BN44 3AA	Squash Courts	Glass-backed	Courts	1	Pay and Play	Local Authority	Trust	1991	2010
STORRINGTON SQUASH CLUB & GYM	RH20 4HE	Squash Courts	Normal	Courts	2	Pay and Play	Commercial	Sport Club	1980	2007
THE HOLBROOK CLUB	RH12 5PJ	Squash Courts	Normal	Courts	2	Registered Membership use	Sports Club	Commercial Management	1986	n/a

QUALITY - SQUASH COURTS IN HORSHAM

- 4.144 Detailed quality assessments have been undertaken for sports facilities in Horsham. These are provided in Appendix 2a - 2j and are summarised in Appendix 2.
- 4.145 The quality of existing squash courts is generally of a reasonable to good standard; however, all courts are now ageing. All courts were built from 1990, however all but one has been refurbished in the last 10 years. One of the oldest courts built in the 1980's was refurbished in 2007.
- 4.146 A summary of squash court quality is provided in Table 4.20.

Table 4.20: Summary of Qualitative Assessments – Squash Courts

FACILITY	QUANTITATIVE AUDIT SCORE	QUALITATIVE AUDIT SCORE	NEED FOR INVESTMENT	COMMENTS
BLUECOATS SPORTS HEALTH AND FITNESS CLUB	82%	Excellent	Minimal	Very good quality courts
BLUECOATS SPORTS HEALTH AND FITNESS CLUB	82%	Excellent	Minimal	Very good quality courts
HENFIELD LEISURE CENTRE	65%	Good	Moderate	Good quality courts
HENFIELD LEISURE CENTRE	65%	Good	Moderate	Good quality courts
HORSHAM SPORTS CLUB*	82%	Excellent	Minimal	Good quality championship courts used for competitions
STEYNING LEISURE CENTRE	81%	Excellent	Minimal	Very good quality courts
STEYNING LEISURE CENTRE	81%	Excellent	Minimal	Very good quality courts
STORRINGTON SQUASH CLUB & GYM*	82%	Excellent	Minimal	Good quality courts used for competitions
THE HOLBROOK CLUB	59%	Good	Moderate	Good quality courts

* Quality assessments undertaken separately on squash courts

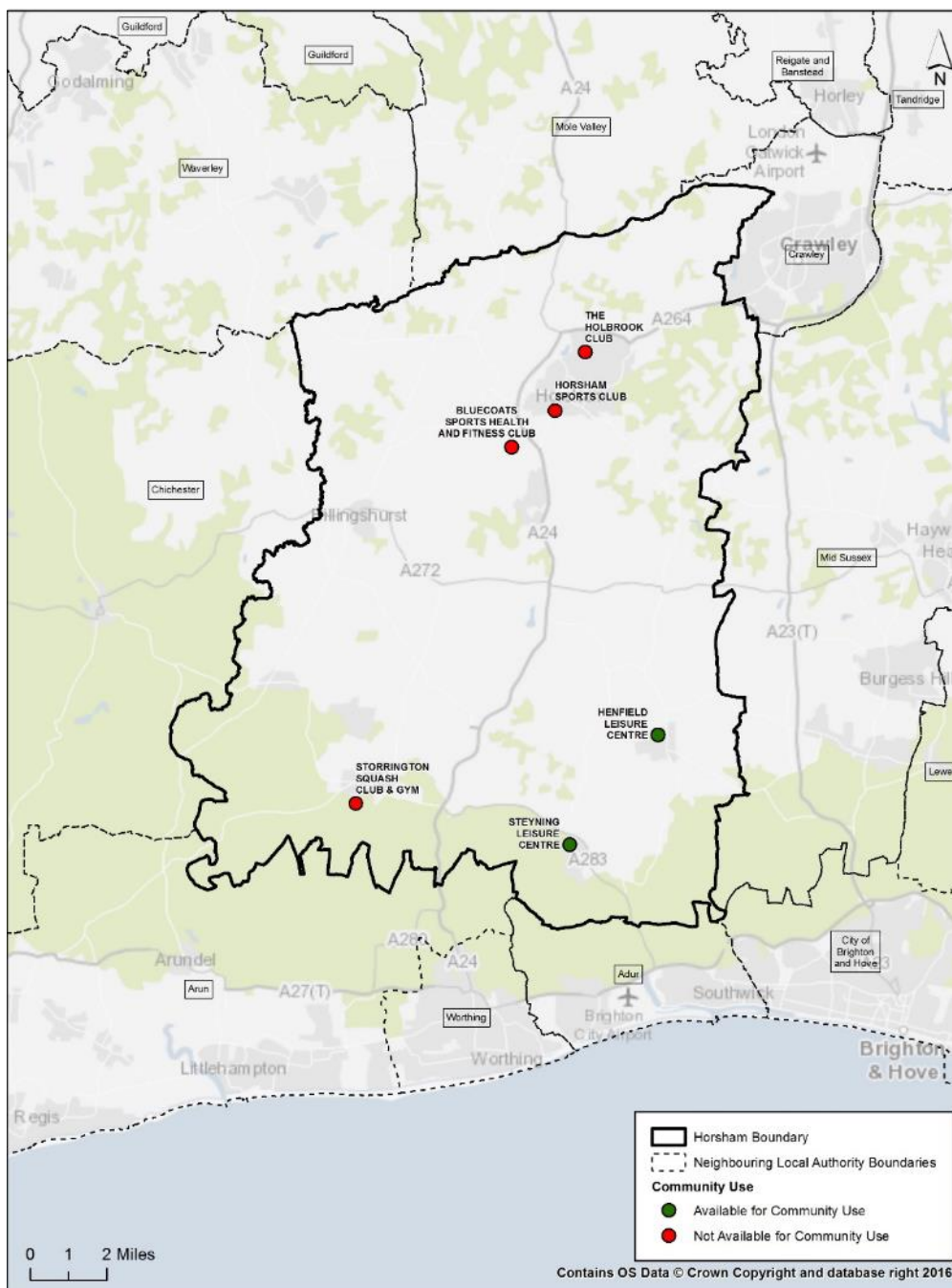
ACCESSIBILITY - SQUASH COURTS IN HORSHAM

- 4.147 Squash courts are more specialist facilities, so there are generally fewer of them in any one area. The majority of squash courts are now provided through clubs, as opposed to leisure centres.
- 4.148 Squash clubs use the existing courts; casual squash is played at Steyning and Henfield Leisure Centres. Bluecoats squash courts are available for use by members as are those at Horsham and Storrington squash clubs, where coaching is also provided.
- 4.149 Geographical distribution of squash courts in Horsham is summarised in Map 4.14; this illustrates that the majority of the existing squash courts are located in and around the main areas of population in the District. Courts are distributed reasonably evenly throughout the District, to the north and south. There are some courts in neighbouring local authorities which may be more accessible to residents to the east and west of the District in Chichester and Mid Sussex.

AVAILABILITY - SQUASH COURTS IN HORSHAM

- 4.150 Map 4.14 also highlights that pay and play community accessible squash courts are available at Henfield and Steyning leisure centres (green dots). There is 1 glass back and 1 normal court at each venue.
- 4.151 Map 4.14 shows the other venues with squash courts (red dots), but these require membership for use.

Map 4.14: Community accessible Squash Courts in Horsham



Squash Courts by community use availability in Horsham

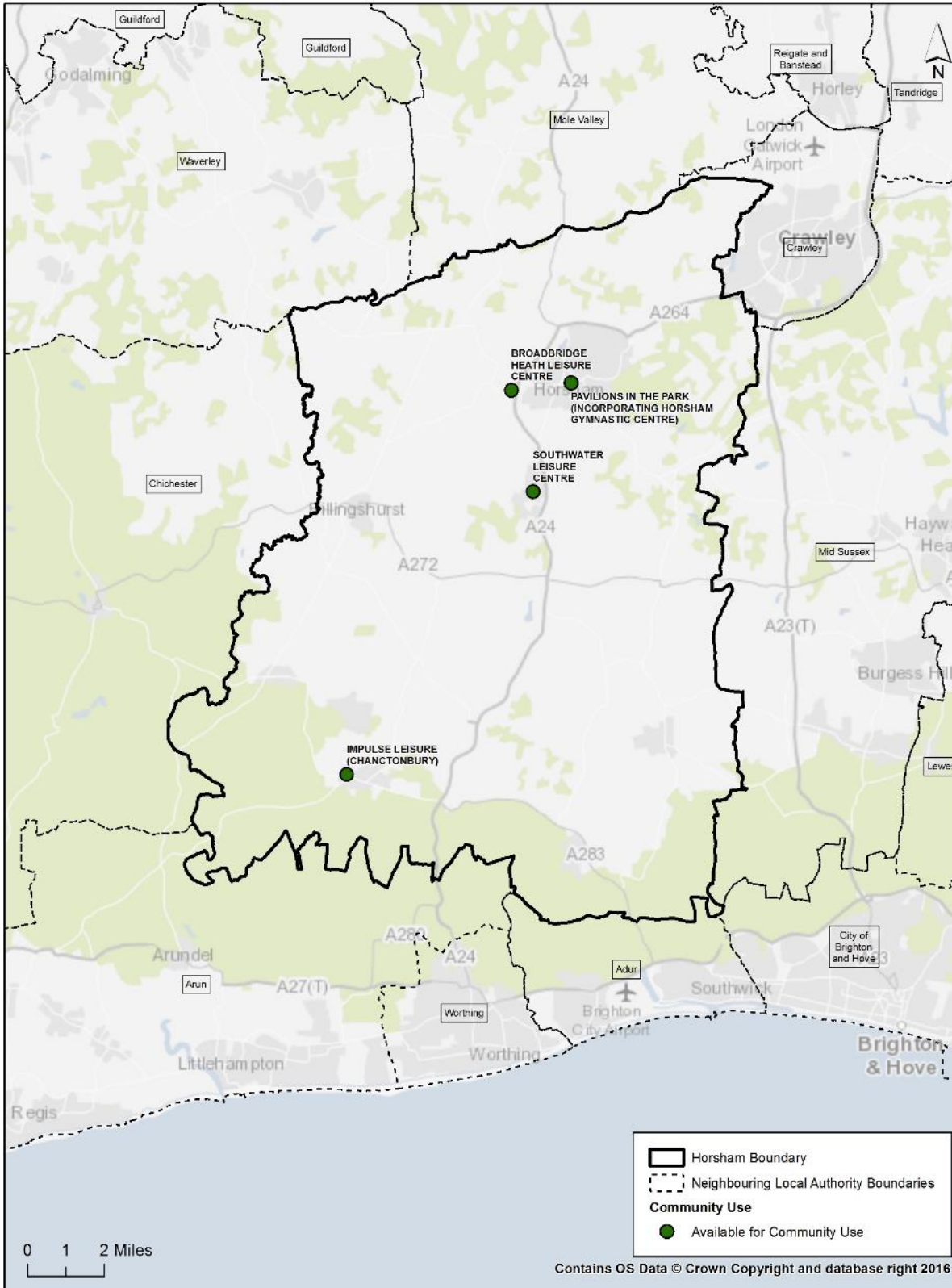


GYMNASTICS AND TRAMPOLINING

QUANTITY – GYMNASTICS FACILITIES IN HORSHAM

- 4.152 There is one purpose-built Gymnastics and Trampolining facility in the District at Pavilions in the Park Leisure Centre, Horsham. The gymnastics hall is part of the leisure centre but is leased to Horsham Gymnastics Club; the Club operate and use the facility the majority of the time.
- 4.153 The gymnastics Centre was Lottery –funded, alongside the leisure centre; working in partnership, Horsham Gymnastics Club has a lease until 2028.
- 4.154 There are a number of gymnastics clubs in the District – Horsham Gymnastics Club, Infinity Gymnastics Club (Southwater Leisure Centre), and Stars Gymnastics Club (Steyping Leisure Centre). Orbital Stars is the local Trampolining Club.
- 4.155 Horsham Gymnastics Club has over 1000 members per week training at the purpose-built facility, for the age of 3 upwards. The Club and facility offer a full range of classes and coaching, depending on individual ability. The Club is one of the UK's premier gymnastics clubs.
- 4.156 The other gymnastics clubs use a range of equipment in leisure centre sports halls.
- 4.157 All gymnastics clubs have waiting lists so there is a need to increase facility capacity for the sport to grow. The waiting lists are predominantly at grass roots level, so it is important to look at how increased capacity can best be provided to increase levels of regular physical activity, predominantly amongst younger people.
- 4.158 Hawth Gymnastics Club, Crawley (artistic gymnastics) is also a major UK club, and like Horsham Gymnastics Club has waiting lists (2 years). There is no single gymnastics club in Sussex without a waiting list.
- 4.159 Map 4.15 illustrates where pay and play gymnastics is offered in the District; all venues are sports halls, apart from the purpose-built Gymnastics Centre in the Pavilions in the Park Leisure Centre.

Map 4.15: Gymnastics Pay and Play Venues in Horsham District



Gymnastics Facilities by community use availability in Horsham



QUALITY- GYMNASTICS FACILITIES IN HORSHAM

- 4.160 The Horsham Gymnastics Centre, Pavilions in the Park, is an excellent facility, comprising purpose-built gymnastics facilities for the full range of gymnastics disciplines.
- 4.161 The facility is very well-used but is in good condition and has been well-maintained. The main issue with the facility is a lack, now, of capacity against demand for participation in gymnastics.

ACCESSIBILITY AND AVAILABILITY – GYMNASTICS FACILITIES IN HORSHAM

- 4.162 The Horsham Gymnastics Centre, Pavilions in the Park, is managed by Horsham Gymnastics Club; it is predominantly used by clubs, club members and those on coaching courses. That is the nature of gymnastics, as it is not really a pay and play sport. However, the Horsham facility is available for use by those who are not gymnastics club members, but this would be as part of an organised group/course.
- 4.163 The facility is extremely well-located in the District, in the main leisure centre adjacent to the town centre and a large park. There is on site car parking.
- 4.164 Access to gymnastics training and courses is also available at Broadbridge Heath Leisure Centre, Steyning Leisure Centre and Southwater Leisure Centre.

INDOOR BOWLS

QUANTITY - INDOOR BOWLS IN HORSHAM

- 4.165 There is one indoor bowls facility in Horsham. This is the Horsham District Indoor Bowls Club, which is located adjacent to Broadbridge Heath Leisure Centre.
- 4.166 Horsham District Indoor Bowls Club facility has 8 rinks, plus a social area, changing and toilets, and a meeting area. The facility is served by a large car park, shared with Broadbridge Heath Leisure Centre and a retail park.
- 4.167 Horsham Indoor Bowls Centre is used by Horsham and District Bowling club as well as Southwater Bowls Club.
- 4.168 There is also a Short Mat Bowls facility at Pulborough Bowls Club; this is used for practice and competition and is roughly equivalent to one rink.
- 4.169 There are around 30 Short Mat Bowls Clubs across the District; these clubs predominantly use village/community halls for their club activities. The participation levels in Short Mat Bowls are both positive and negative for the Horsham District Indoor Bowls Centre; there are clearly a lot of participants in Short Mat Bowls (approx.300), who might also be interested in indoor bowls. The reality is they play Short Mat Bowls instead.

QUALITY- INDOOR BOWLS IN HORSHAM

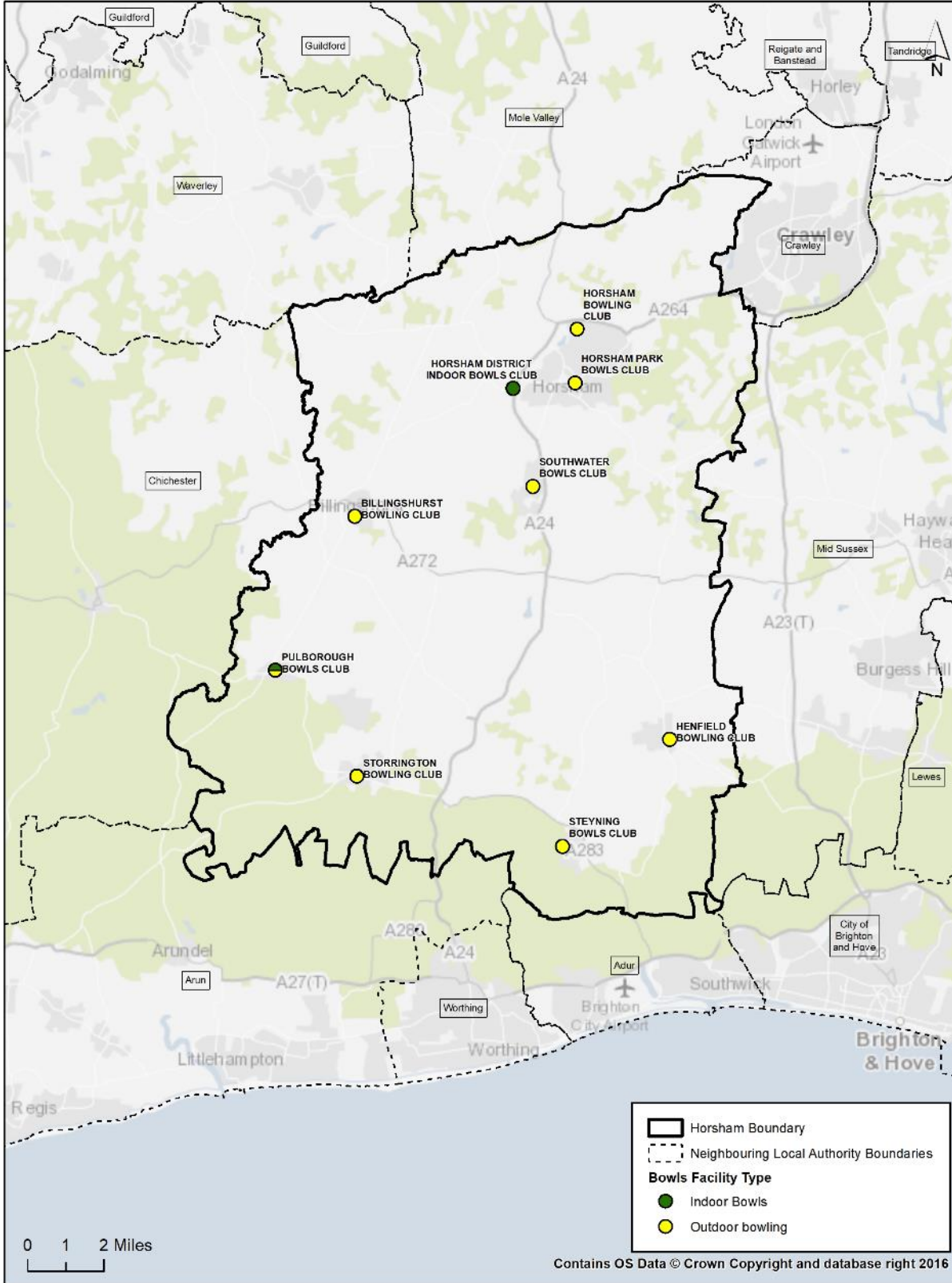
- 4.170 Quality audits were undertaken on identified facilities in Horsham. These are summarised in Appendix 2a - 2j.
- 4.171 Given there is one indoor bowls centre, this was assessed separately, and is summarised below.

- 4.172 Horsham Indoor Bowls Club was built in 1995 and refurbished in 2006. It is now of good quality but needs to continue to be well-maintained to ensure facilities remain in a good condition. This is very important to ensure levels of use are maintained and grow, so that the facility remains sustainable in the long term.
- 4.173 In addition to the bowls rink, Horsham Indoor Bowls Centre offers a venue for a variety of medium size social events, plus a catering area, changing rooms and administrative offices.

ACCESSIBILITY - INDOOR BOWLS IN HORSHAM

- 4.174 Map 4.16 shows the location of the indoor bowls facilities in Horsham green dots show full size indoor bowling; there is also a small short mat facility at Pulborough Bowls Club.
- 4.175 Horsham Indoor Bowls Centre is located just outside Horsham town, which is the largest centre of population in the District. Most of the District would be able to access the facility within 20 minutes, depending on traffic. Indoor bowls rinks are a more specialist facility; the access catchment area is likely to be around 20 – 30 - minutes drivetime, compared with 20 minutes drivetime for a sports hall.
- 4.176 The yellow dots show the location of outdoor bowls greens in the District.

Map 4.16: Indoor Bowls Facilities in Horsham



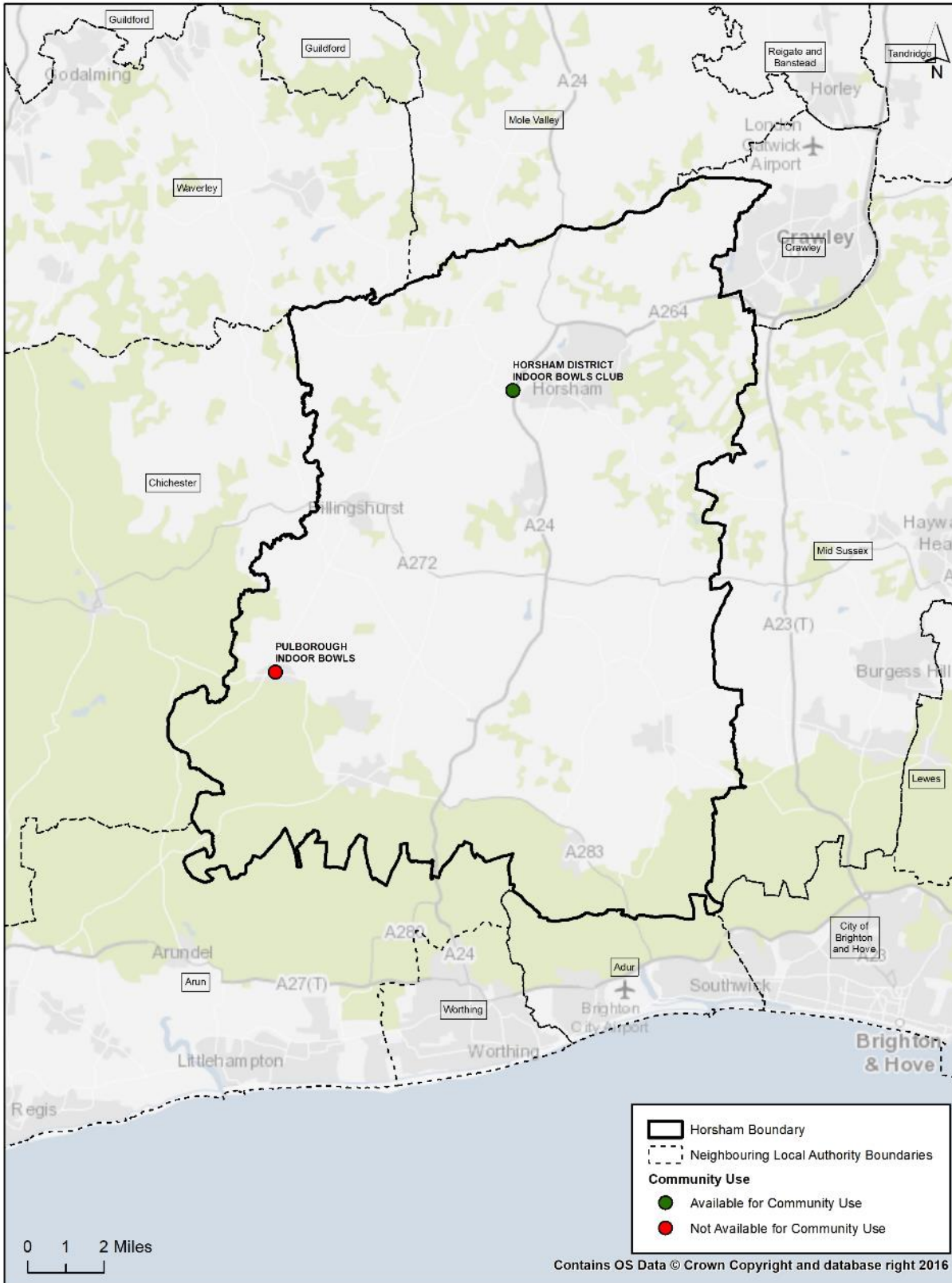
Bowls facilities by type in Horsham



AVAILABILITY - INDOOR BOWLS IN HORSHAM

- 4.177 The indoor bowls facility is operated by Horsham Indoor Bowls Club. Although membership is required to use the facility, it is reasonably priced and making the facility affordable to a large percentage of the population.
- 4.178 There are also pay and play opportunities available at certain times at the facility.
- 4.179 Map 4.17 illustrates that Horsham Indoor Bowls Centre offers some pay and play access; the short mat bowls facility at Pulborough Bowls Club is for members only; Southwater Bowls Club does not offer any pay and play use of indoor facilities, as is indoor members use the Horsham Indoor Bowls Centre.

Map 4.17: Indoor Bowls Facilities with Community Use in Horsham



Indoor Bowls by community use availability in Horsham



OUTDOOR BOWLS

QUANTITY – OUTDOOR BOWLS IN HORSHAM

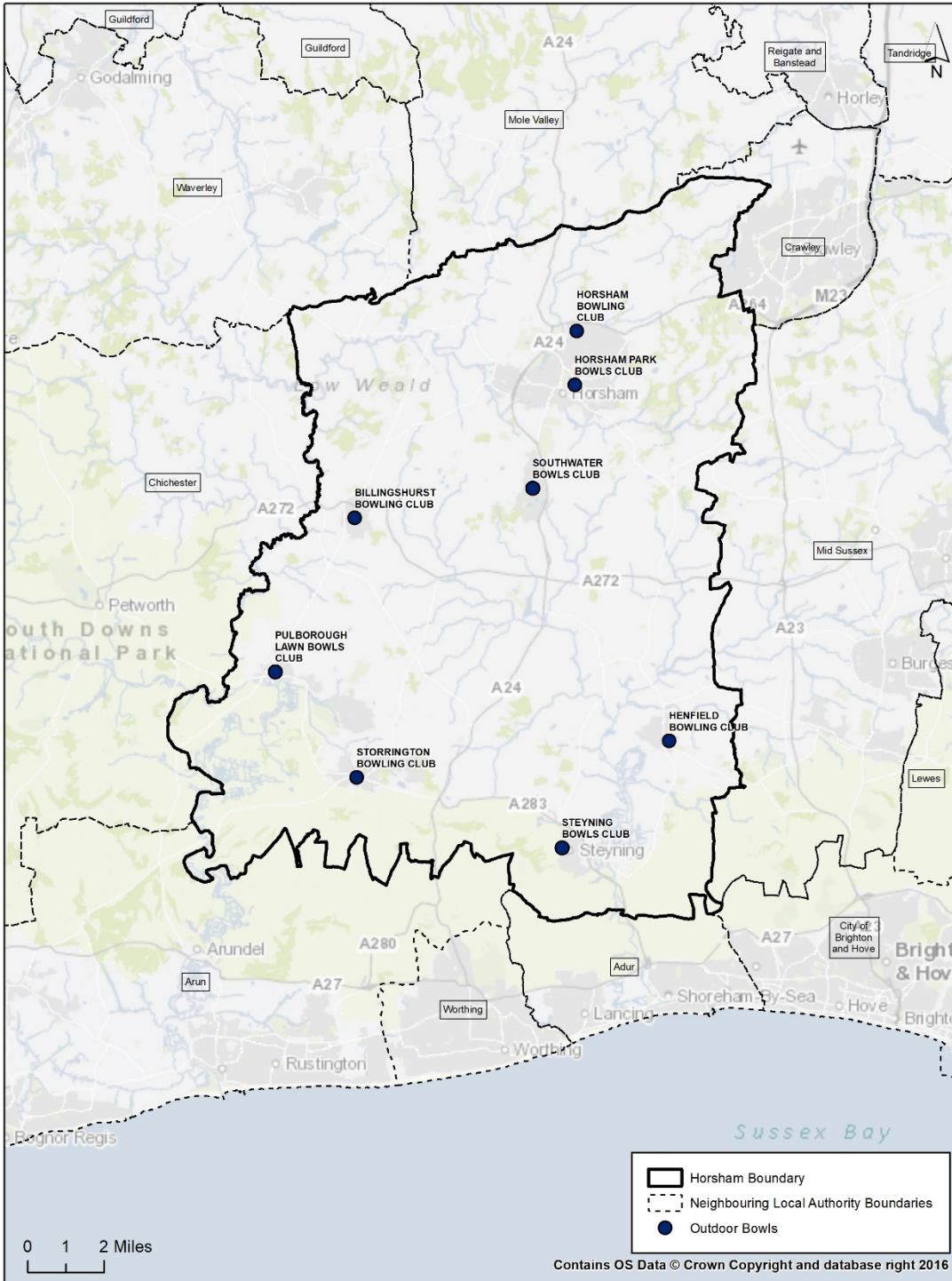
4.180 There are eight outdoor bowls clubs in Horsham. The clubs vary in size and the extent of facilities provided. All greens are a minimum of 4 rinks.

4.181 The outdoor bowls greens in Horsham are shown on Map 4.18. They are also summarised in Table 4.21.

Table 4.21: Outdoor Bowls Greens in Horsham

SITE NAME	POST CODE	UNIT	NUMBER	ACCESS TYPE	OWNERSHIP TYPE	MANAGEMENT TYPE
BILLINGSHURST BOWLING CLUB	RH14 9RY	Green	1	Membership	Private	Club
HENFIELD BOWLING CLUB	BN5 9LH	Green	1	Membership	Private	Club
HORSHAM BOWLING CLUB	RH12 1QA	Green	1	Membership; limited pay and play	Private	Club
HORSHAM PARK BOWLS CLUB	RH12 1RN	Green	1	Membership	Private	Club
PULBOROUGH LAWN BOWLS CLUB	RH20 2AF	Green	1	Membership	Private	Club
SOUTHWATER/BROCKHAM	RH13 9XZ	Green	1	Membership	Private	Club
STORRINGTON BOWLING CLUB	RH20 4EE	Green	1	Membership	Private	Club
STEYNING BOWLS CLUB	BN44 3LN	Green	1	Membership	Private	Club

Map 4.18 Outdoor Bowls Rinks in Horsham



Outdoor Bowls in Horsham



QUALITY - OUTDOOR BOWLS IN HORSHAM

- 4.182 All outdoor greens are in average - good condition. (Awaiting more feedback on quality from England Bowls, chased several times). All greens are well-used for social bowls, practice and a significant amount of competition. There are several bowls leagues in and around Horsham to which the majority of the clubs belong.
- 4.183 The quality of the club facilities varies, but they are generally good and well looked after by club members.
- 4.184 All clubs have a core membership, but the number of members does vary between the clubs. All clubs are trying to increase their membership levels.

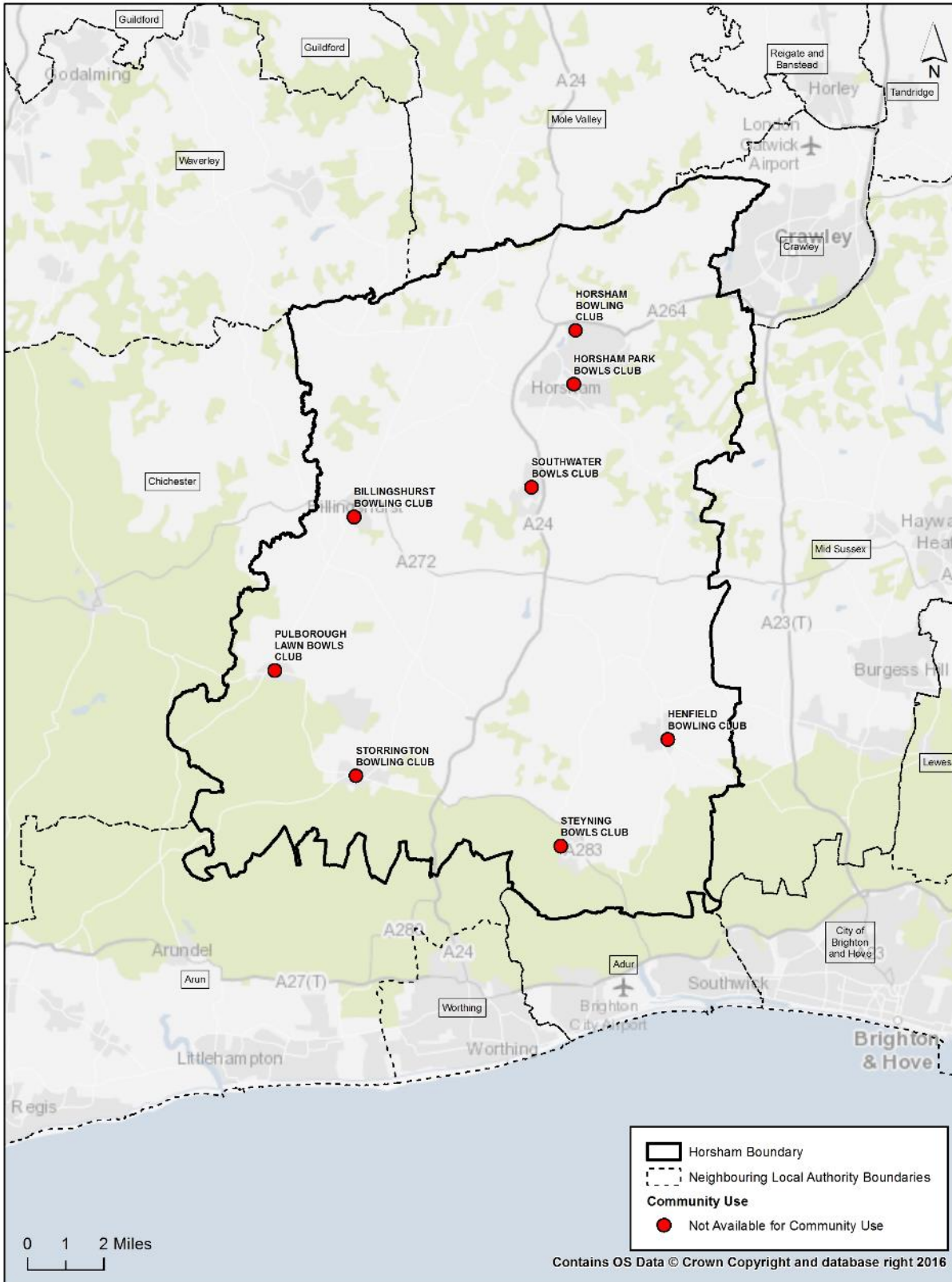
ACCESSIBILITY - OUTDOOR BOWLS IN HORSHAM

- 4.185 Map 4.18 shows the location of the outdoor bowls facilities in Horsham (yellow dots). This illustrates that outdoor bowls greens are well-distributed across the District, with most settlement areas having good access to this facility type. The exceptions are the North West, and the central area.

AVAILABILITY - OUTDOOR BOWLS IN HORSHAM

- 4.186 The outdoor bowls facilities are operated by bowls Clubs. Although membership is required to use the facilities, it is reasonable, making the facility affordable to a large percentage of the population.
- 4.187 There are limited pay and play opportunities available at certain times at some facilities e.g. Horsham Park Bowls Club. However, as illustrated by Map 4.18, the facilities are predominantly for club use.

Map 4.19: Outdoor Bowls Clubs showing availability for pay and play park community use



Outdoor Bowls by community use availability in Horsham



ATHLETICS FACILITIES

QUANTITY – ATHLETICS TRACKS IN HORSHAM

- 4.188 There are two artificial athletics tracks in Horsham; there is one synthetic 6 lane track at Broadbridge Heath Leisure Centre, with a covered spectator area, changing facilities (in the leisure centre), and field event facilities. There is also an indoor athletics training facility in the leisure centre, known as the Tube. This is a specialist, regional facility, providing indoor facilities for a range of athletics disciplines, including field sports e.g. pole vault, discuss, long jump, and also has a sprint track. There is also an outdoor synthetic 8 -lane track at Rikkyo School, which is in Rudgwick, right on the Horsham boundary. This is a private Japanese School. The detail of athletics facilities is shown in Table 4.22:

Table 4.22: Athletics Tracks in Horsham

SITE NAME	POST CODE	FACILITY TYPE	FACILITY SUB TYPE	UNIT	NUMBER	ACCESS TYPE	OWNERSHIP TYPE	MANAGEMENT TYPE	YEAR BUILT	YEAR REFURBISHED
BROADBRIDGE HEATH LEISURE CENTRE	RH12 3YS	Athletics Tracks	Synthetic	Lanes	6	Pay and Play	Local Authority	Trust	1987	1997
RIKKYO SCHOOL- IN-ENGLAND	RH12 3BE	Athletics Tracks	Synthetic	Lanes	8	Private Use	Other Independent School	School/College / University (in house)	1997	n/a

- 4.189 Athletics Tracks are specialist facilities and therefore there is usually less provision in any one area.

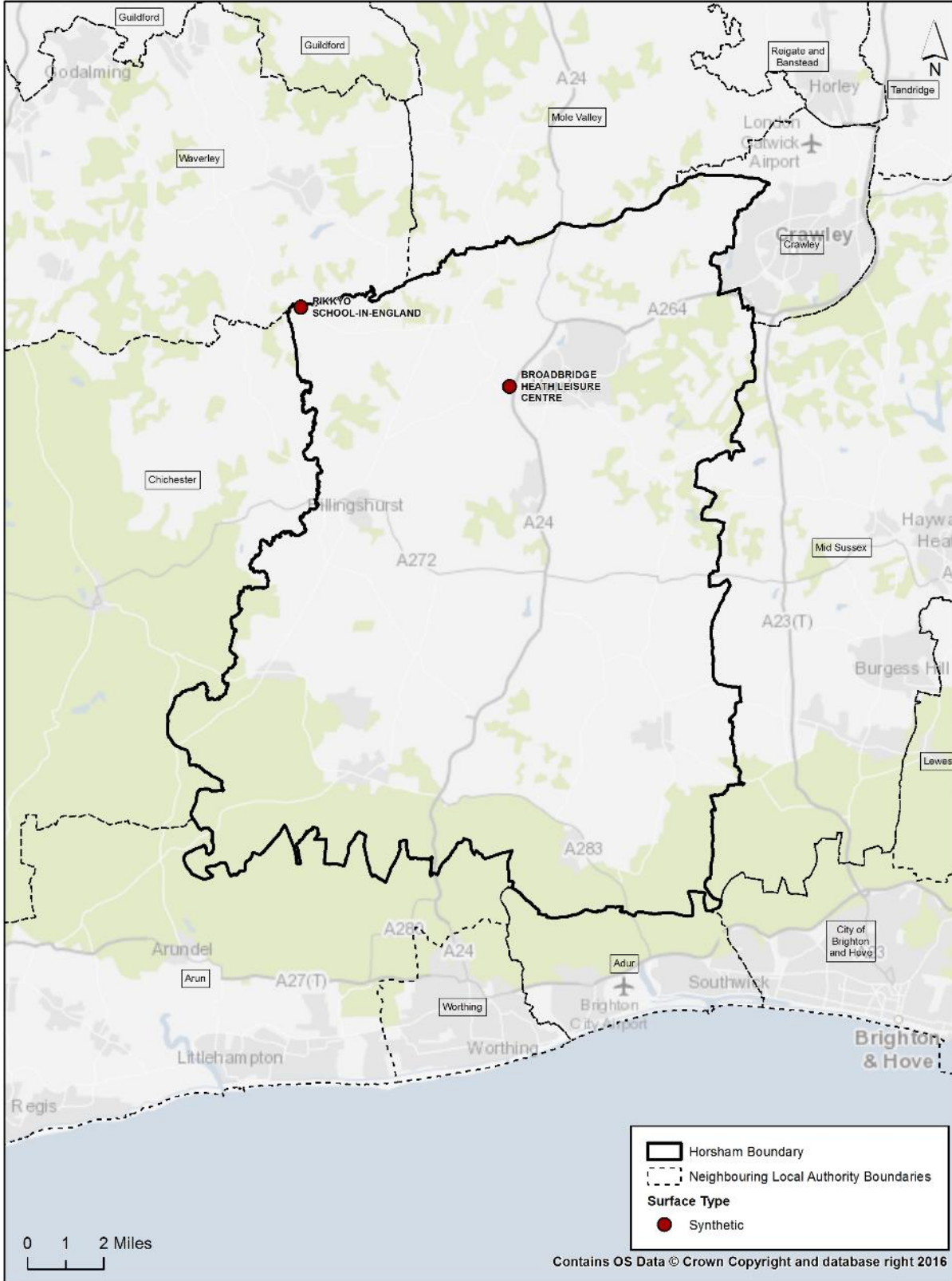
QUALITY- ATHLETICS IN HORSHAM

- 4.190 The track at Broadbridge Heath was last refurbished 21 years ago; it is in reasonable condition, considering its age. The quality of the track at Rikkyo School is good.

ACCESSIBILITY – ATHLETICS TRACKS IN HORSHAM

- 4.191 Map 4.20 shows the location of the athletics track facilities in Horsham. The track at Broadbridge Heath Leisure Centre is well-located in the District and accessible to all residents, within a 20 - 30-minute drivetime. It is also important to stress that for some residents of the District, athletics facilities in neighbouring local authority areas may be easier to access eg Rusborough and Faygate are close to access to Brighton and Arun facilities. K2, Crawley, Henfield residents have easy access to Brighton and Steyning and Storrington residents also have relatively easy access to Brighton and Arun.

Map 4.20: Athletics Track facilities in Horsham



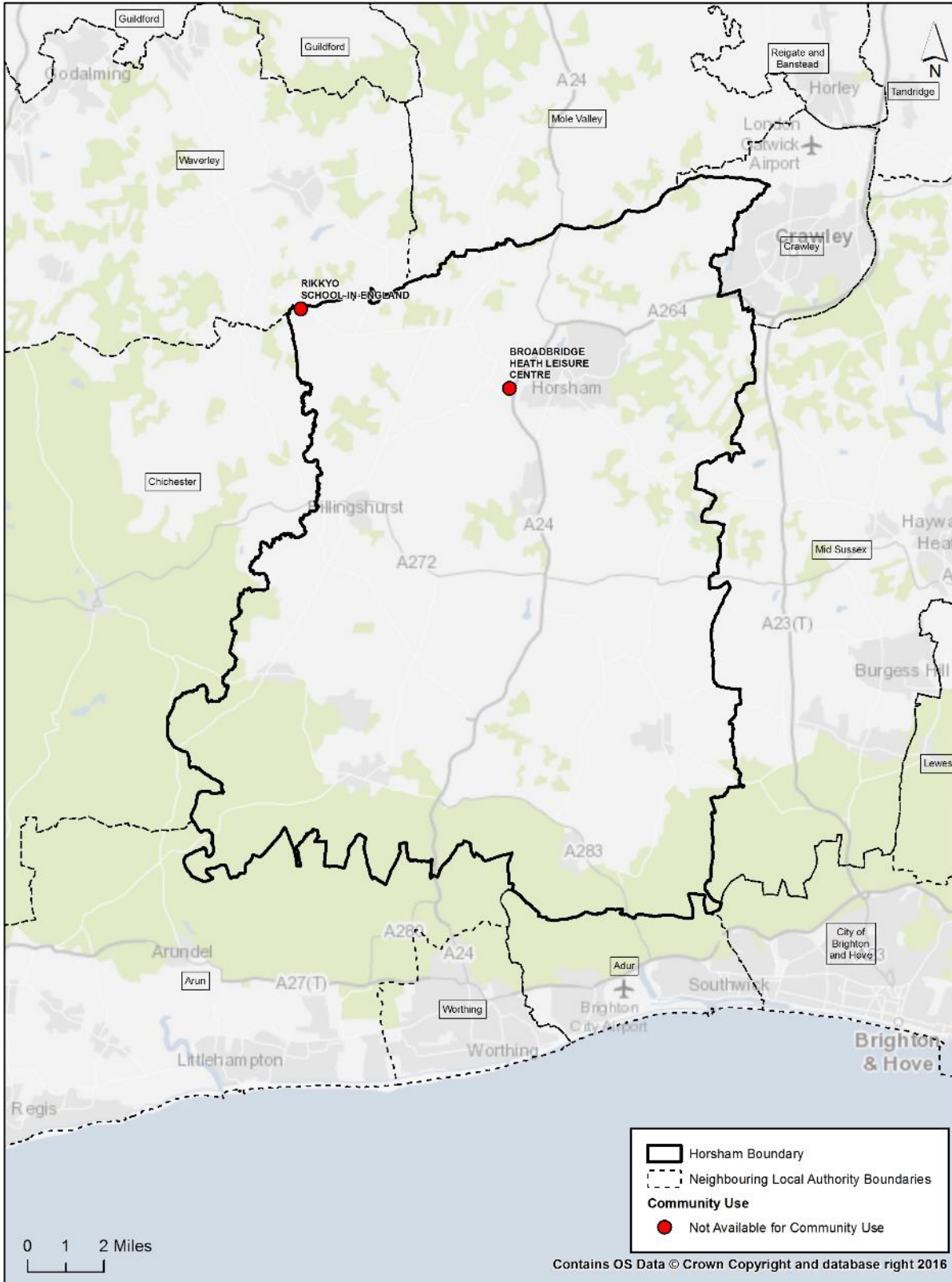
Athletics Tracks by surface type in Horsham



AVAILABILITY – ATHLETICS TRACKS IN HORSHAM

- 4.192 The 8 - lane synthetic track at Rikkyo School is primarily available to, and used by, school students and staff. There is limited external club use.
- 4.193 The athletics track at Broadbridge Heath Leisure Centre is a pay and play facility, available for use by the wider community and local clubs. Blue Star Athletics Club is based at the facility. There are also other informal running clubs and groups which use the facility on a regular basis.
- 4.194 The existing indoor athletics facility is also available for pay and play and club use. It is used by individuals and clubs for training, attracts international athletes and expert coaches, hosts the County Athletics Squad, and is the centre for Athletics Coach Education in the South East. The nearest similar indoor facility is in Sutton, around an hour's distance away. The indoor athletics facility is closing as a result of the development of the new Broadbridge Heath Leisure Centre. HDC is unable to sustain the provision of what is a regional facility, and there is no external funding available from the Athletics Governing Bodies to support continued provision of the facility.
- 4.195 The outdoor track is scheduled to be relocated and HDC is exploring options which would result in the re-provision of a new 8 lane synthetic, floodlit track that ensured key users will have access for training and competition.

Map 4.21: Athletics Tracks by Community Use



Athletics Tracks by community use availability in Horsham



INDOOR AND OUTDOOR TENNIS COURTS IN HORSHAM

QUANTITY – INDOOR AND OUTDOOR TENNIS FACILITIES IN HORSHAM

- 4.196 There are no purpose-built indoor tennis courts in the District. However, indoor tennis is played in the sports hall at the Holbrook Club.
- 4.197 There are 10 venues for outdoor tennis courts in the District. These are summarised in Table 4.23.

Table 4.23: Outdoor Tennis Courts, Horsham

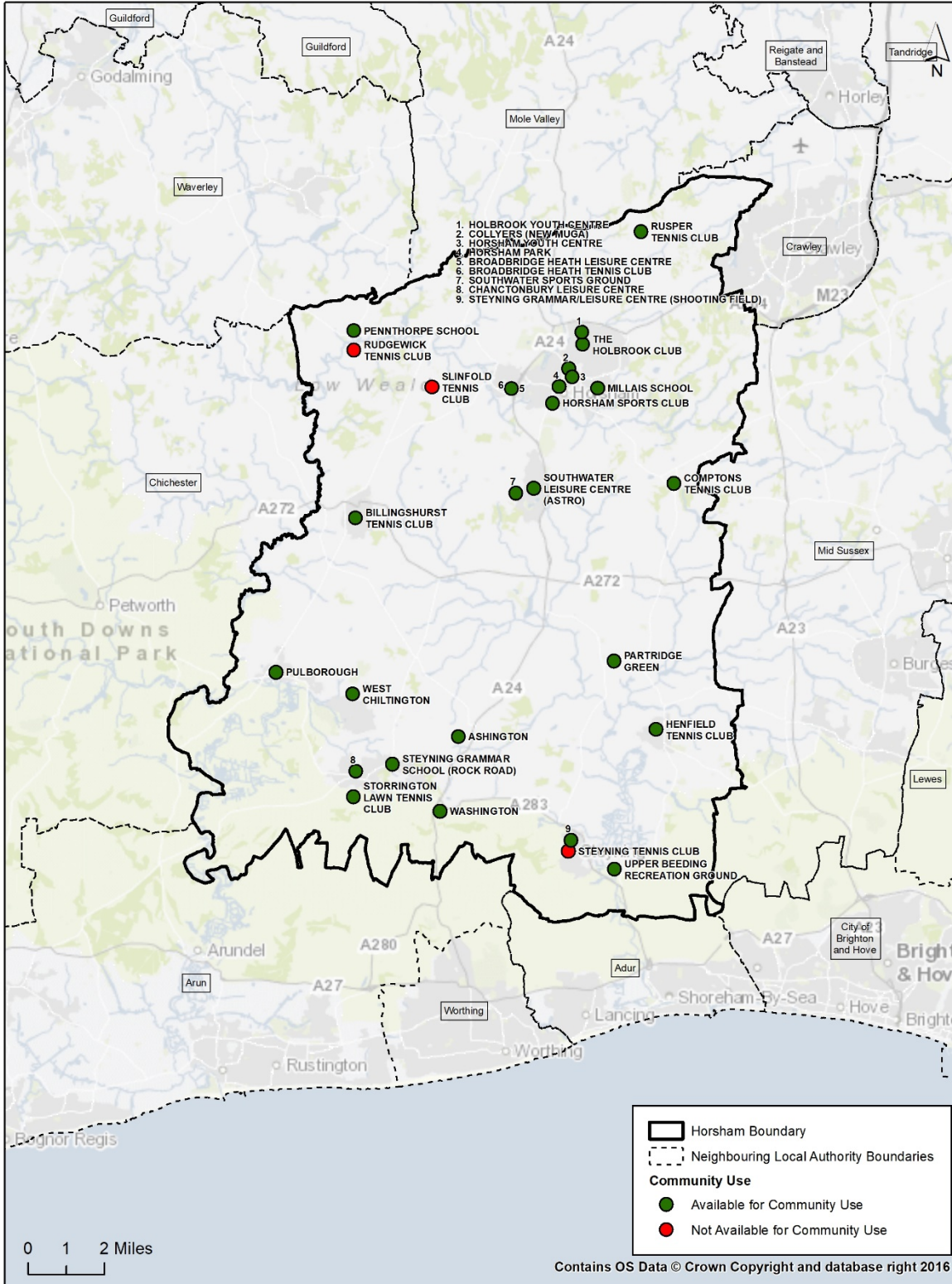
SITE NAME	POST CODE	FACILITY TYPE	UNIT	NUMBER	ACCESS TYPE	OWNERSHIP TYPE	YEAR BUILT
BROADBRIDGE HEATH TENNIS CLUB	RH12 3YS	Tennis Club	Tennis Courts	2	Pay and Play/Membership	Club	Unknown
ASHINGTON	RH20 3PG	Tennis Courts	Tennis Courts	1	Pay and Play	Parish Council	Unknown
BROADBRIDGE HEATH LEISURE CENTRE	RH12 3YS	Leisure Centre	MUGAs	5	Pay and Play	HDC	2018
BILLINGSHURST TENNIS CLUB	RH14 9RY	Leisure Centre	N/A	3	Pay and Play/Club	Club	1981 (refurbished in 2008)
COMPTONS TENNIS CLUB	RH13 6NR	Tennis Club	Tennis Courts	7	Pay and Play/Membership	Club	1964
HENFIELD TENNIS CLUB	BN5 9QB	Tennis Club	Tennis Courts	4+1 Mini	Pay and Play/Membership	Club	The club was founded in 1920 originally with just two courts and has provided tennis facilities to the people of Henfield ever since. More recently, believed to be about ten years ago, the third court was added and the well publicised fourth court was officially opened in January of 2012.

SITE NAME	POST CODE	FACILITY TYPE	UNIT	NUMBER	ACCESS TYPE	OWNERSHIP TYPE	YEAR BUILT
HOLBROOK CLUB	RH12 5PJ	Tennis Club	Tennis Courts	3	Pay and Play/Membership	Club	2003 (Sun Alliance ownership ceased)
HORSHAM PARK	RH12 1AH	Sports Club	Tennis Courts	4	Pay and Play	HDC	1937
HORSHAM SPORTS AND SOCIAL CLUB	RH12 1TE	Sports Club	Tennis Courts	5	Pay and Play/Membership	Club	1851
PARTRIDGE GREEN	RH13 8TE	Tennis Club	Tennis Courts	3	Pay and Play/Membership	Club	Located within the tranquil King George V playing fields built in 1940 (partial refurbishment throughout the years and again refurbished in 2009)
PULBOROUGH	RH20 2AJ	Tennis Courts	Tennis Courts	1	Pay and Play	Parish Council	Unknown
RUDGWICK TENNIS CLUB	RH12 3JH	Sports Club	Tennis Courts	4	Private	Charity	Located within the tranquil King George V playing fields at Bucks Green, built in 1940 (partial refurbishment throughout the years and again refurbished in 2009)

SITE NAME	POST CODE	FACILITY TYPE	UNIT	NUMBER	ACCESS TYPE	OWNERSHIP TYPE	YEAR BUILT
RUSPER TENNIS CLUB	RH12 4PX	Sports Club	Tennis Courts	1	Pay and Play/Membership	Club	Unknown
SLINFOLD TENNIS CLUB	RH13 0SQ	Tennis Club	Tennis Courts	3	Membership	Club	1900
STORRINGTON LAWN TENNIS CLUB	RH20 4HE	Tennis Club	Tennis Courts	9	Pay and Play/Membership	Club	1938
STEYNING TENNIS CLUB	BN44 3LE	Tennis Club	Tennis Courts	3	Private	Club	
UPPER BEEDING RECREATION GROUND	BN44 3WN	Tennis Club	Tennis Court	1	Pay and Play	Parish Council	Unknown
WASHINGTON	RH204AP	Unknown	Unknown	1	Pay and Play	Parish Council	Unknown
WEST CHILTINGTON	RH20 4PG	Tennis Club	Tennis Courts	2	Pay and Play/Membership	Club	1986

4.198 Map 4.22 illustrates locations of the outdoor tennis courts in the District. Many of these are tennis club venues, apart from the Holbrook Club which is a multi-sport members' facility.

Map 4.22: Outdoor Tennis Courts in Horsham



Outdoor Tennis by community use availability in Horsham



QUALITY - OUTDOOR TENNIS COURT FACILITIES IN HORSHAM

- 4.199 The outdoor tennis courts in the district are all of good quality and are in good condition, with several having had very recent investment.
- 4.200 The facilities are well-used by clubs and members of the clubs; the courts are well-maintained and looked after by the clubs.

ACCESSIBILITY AND AVAILABILITY – OUTDOOR TENNIS COURT FACILITIES IN HORSHAM

- 4.201 The outdoor tennis courts are well-distributed throughout the District, meaning there is good access across the area to these facilities. Map 4.20 illustrates the location of the outdoor tennis courts in Horsham.
- 4.202 Sixteen of the 22 outdoor tennis court venues provide for both pay and play and club use. Only six venues require membership before use.
- 4.203 The green dots on Map 4.22 highlight the outdoor tennis courts available for both pay and play and club use.

MULTI-USE GAMES AREAS (MUGAs)

- 4.204 The MUGAs in Horsham district are categorised as follows:
- **3G MUGAs (also used for tennis);**
 - **MUGAs large enough for tennis and football (18m x 36m); and**
 - **Kick About Areas (12m x 25m)- Open Access.**

QUANTITY – MUGAs IN HORSHAM

- 4.205 All Parish and Town Councils were contacted to discuss the sports facilities in their area. Their feedback is summarised in Appendix 3 and Section 5. Their comments cover the MUGAs provided by them in their areas.
- 4.206 There are 28 existing MUGAs used for sports activities in the District.
- 4.207 The size of a MUGA limits the nature of formal sports/training it can be used for, but informal activities can be undertaken on any size MUGA. It appears that the majority of the MUGAs identified are large enough for a range of sports.

Table 4.24: MUGAs, open access kick about (Mini MUGA) and tennis courts that occasionally accommodate football (existing in white, on way in red)

LOCATION	TOWN/VILLAGE	FORMAL (HIRED) FULL SIZE MUGA	INFORMAL (OPEN ACCESS) MINI MUGA
BBHLC	BBH	5	
HOLBROOK CLUB (ASTRO)	Horsham	2 astro plus 3	
HOLBROOK TYTH BARN (ASTRO)	Horsham	2	
HORSHAM PARK	Horsham	4	1
BENNETS FIELD	Horsham		1
NEEDLES REC	Horsham		1
HIGHWOOD REC	Horsham		1 secured
NORTH HORSHAM	North Horsham	4 secured	3secured
SOUTH HOLMES	North Horsham		1
LEISURE CENTRE	Billingshurst	4	1
RECREATION GROUND	Washington	1	
COMMUNITY CENTRE	Ashington	1	
RECREATION GROUND	Rusper	1?	
COLLYERS (NEW MUGA)	Horsham	2	
COLLYERS (OLD, DISUSED MUGA)	Horsham	2	
TANBRIDGE HOUSE SCHOOL	Horsham	2	
MILLAIS SCHOOL	Horsham	3	
STEYNING GRAMMAR/LEISURE CENTRE (SHOOTING FIELD) - talk of possible future re-development	Steyning	4 (3 small, 1 large)	
CHANCTONBURY LEISURE CENTRE	Storrington	1	
STEYNING GRAMMAR SCHOOL (ROCK ROAD) - talk of possible future re-development (eg covering with dome as indoor tennis centre)	Thakeham	3	
ONE BY A283?	Steyning		
RECREATION GROUND	Upper Beeding	1	
SPORTS GROUND (NEW ONES IN DEVELOPMENT?)	Southwater	2 secured	
HOLBROOK YOUTH CENTRE	Horsham	1	
HORSHAM YOUTH CENTRE	Horsham	1	
LEISURE CENTRE (ASTRO)	Southwater	1	
PENNTHORPE SCHOOL	Rudgwick	2	

N.B MUGAs secured have not yet been delivered but form part of S106 provision

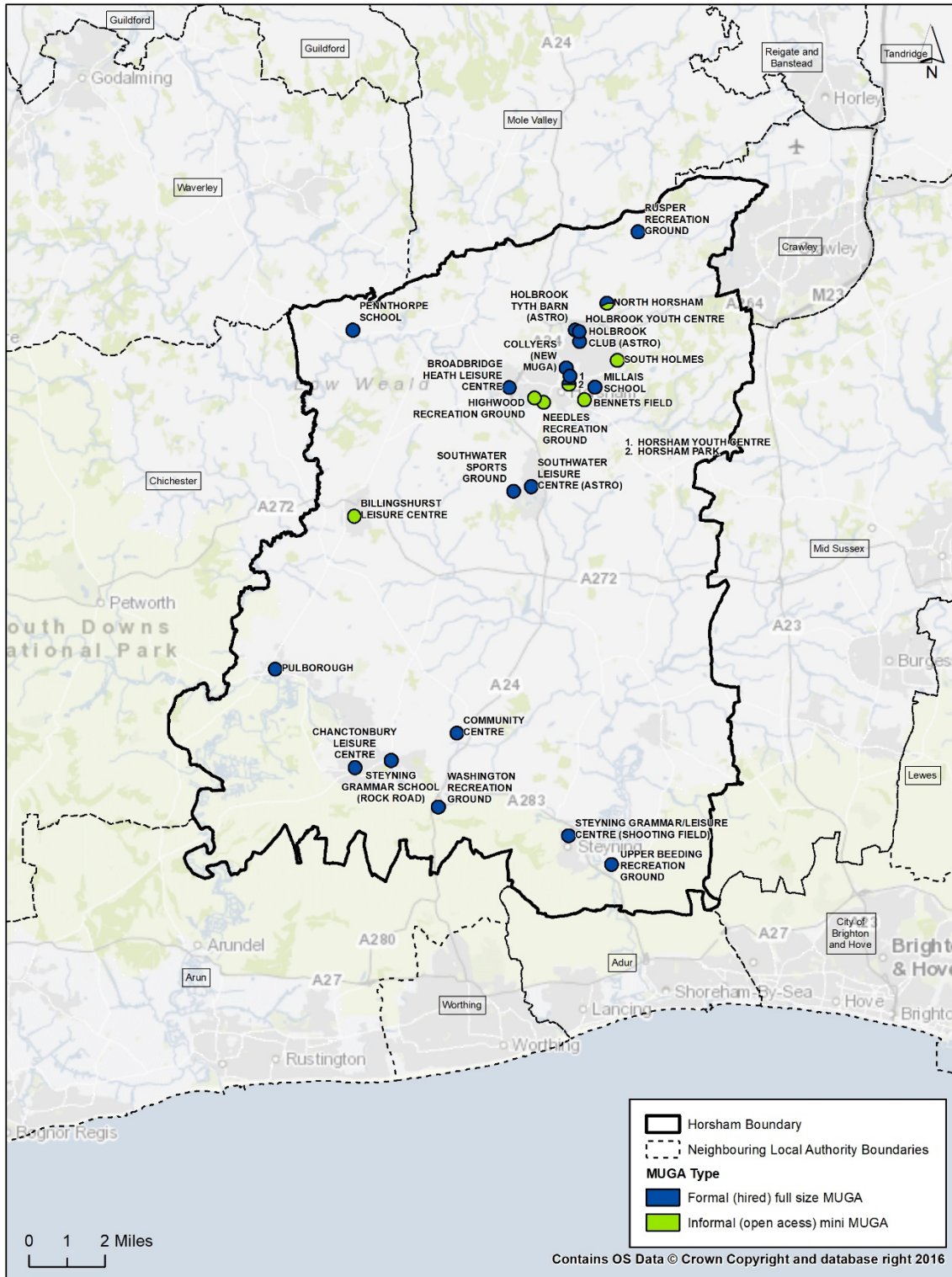
4.208 The existing MUGA's based at formal built sports facilities in the District are shown in Table 4.24.

Table 4.25: MUGAs in Horsham based at formal Sports Facilities

SITE NAME	POST CODE	FACILITY SUB TYPE	ACCESS TYPE	OWNERSHIP TYPE	MANAGEMENT TYPE	NUMBER	YEAR BUILT	YEAR REFURBISHED
BILLINGSHURST LEISURE CENTRE	RH14 9RY	MUGAs	Pay and Play	Local Authority	Trust	?	2008	
BROADBRIDGE HEATH LEISURE CENTRE	RH12 3YS	MUGAs	Pay and Play	Local Authority	Trust	5	1987	n/a
CHANCTONBURY LEISURE CENTRE	RH20 4PG	MUGAs	Pay and Play	Local Authority	Trust			
COLLYERS	RH12 2EJ							
HOLBROOK CLUB	RH12 5PJ					2		
PAVILIONS IN THE PARK	RH12 2DW	MUGAs	Pay and Play	Local Authority	Trust		2002	n/a
SOUTHWATER LEISURE CENTRE	RH13 9BT					1		
STEYNING LEISURE CENTRE	BN44 3AA	MUGAs	Pay and Play	Grammar	School	4		

4.209 Map 4.23: shows the location of the MUGAs in Table 4.22.

Map 4. 23: Location of the MUGAs



MUGAs by type in Horsham



4.210 In addition to the above, there are up to 58 MUGA type facilities identified across the District; these are in parks and provide for both informal sports activity and play.

4.211 There is also a large MUGA at Collyers 6th Form College, used for tennis, 5 aside football and netball.

QUALITY – MUGAS IN HORSHAM

4.212 It is fair to say that MUGAs do vary in quality across the District, however, the majority are of average to good quality. They all provide a facility which can be used for a range of informal activities.

4.213 The parish councils who identified that the quality of their facilities could be improved are:

- **Horsham Dene PC – facilities rated as average, but no ideas identified for improvements;**
- **Nuthurst PC - facilities rated as average, but no ideas identified for improvements;**
- **Shipley PC - facilities rated as average, but no ideas identified for improvements; and**
- **Southwater PC – facilities rated as poor, but no ideas for improvements identified.**

4.214 Parish Councils who identified the need to improve their existing MUGAs are:

- **Thakenham PC – surface needs improving on facility is High Bar Lane;**
- **Storrington and Sullerton – Storrington Recreation Ground, MUGA surface needs improving;**
- **Rupser PC identifies the need for a new MUGA in the Sports Field; and**
- **Rudgwick PC identifies the need for a multi-purpose facility providing for a range of sports**

ACCESSIBILITY AND AVAILABILITY

4.215 The MUGAs identified in Table 4.24 are sited adjacent to formal built leisure facilities, so are managed more than some of those in the more rural areas. These MUGAs operate on a pay and play basis. The 6 MUGA facilities are located in the main settlement areas and provide good access to residents in those areas.

4.216 The majority of the MUGAs are based in and around the larger settlements in the rural areas. The majority of the existing MUGA's are provided by parish councils. Access to MUGAs is available to everyone on a pay and play basis but is usually through some form of booking system. Given the number of MUGA facilities in Horsham, there is good access to this facility type across the District.

5. STAGE C - SUMMARY FACILITY CONCLUSIONS

5.1 Stage C of ANOG brings together all the data detailed in Stage B i.e. sections 1- 4 of the Evidence base; based on the analysis undertaken, the summary conclusion for current and future provision of each facility type assessed in the District is set out below. This analysis also takes into account the Facility Planning Model (FPM) data provided by Sport England; this data is checked and challenged through the analysis process, based on local knowledge and research. A summary of the FPM analysis reflected in the analysis is set out below.

NEIGHBOURING LOCAL AUTHORITIES

- 5.2 In determining the nature, level and location of sports facility provision required for the future in Horsham, it is also important to be aware of how neighbouring local authorities are planning for the future. Given that communities use sports facilities in areas other than where they live, the development of new or improved provision can impact significantly on both participation levels and capacity cross-boundary. Consultation with neighbouring local authorities is summarised in Appendix 3.
- 5.3 Neighbouring local authorities provide sport and leisure facilities, and, given the geography of the local area in and around Horsham, it is important to recognise that facilities outside the District may be easily accessible to District residents. The fact that there is some exported demand to neighbouring local authorities for use of pools (23%) and sports halls (11.7%) would appear to underpin this position. This also emphasises the mobility of the Horsham population, as most of the exported demand is from people with access to private transport.
- 5.4 Authorities bordering Horsham District were all contacted and asked for their views on existing provision in the District and their own, and for any information relating to the development of, and/or planning for, new provision which could potentially impact on Horsham District and its residents.
- 5.5 Table 5.1 provides a summary of responses received.

Table 5.1: Summary of Neighbouring Local Authority Responses

LOCAL AUTHORITY	COMMENTARY
ADUR DC	Adur District Council did not respond to the consultation; it does not appear that there are any significant proposals for facility development which would impact on Horsham.
ARUN DC	<ol style="list-style-type: none"> The work on the BFS was undertaken by KKP in 2016 and a copy is available at: http://www.arun.gov.uk/local-plan-examination Scroll down to Play, Open Space and Built Sports Study and the Indoor and Built Facilities Needs Assessment and Strategy documents are attached as PDF's. The Council is building a new Leisure Centre in Littlehampton to replace the existing centre which currently has a 6 lane 25m pool and 5 court sports hall in a separate temporary structure away from the main building. The new leisure centre will include the following facility mix: <ul style="list-style-type: none"> 4 court sports hall 8 lane 25m swimming pool with learner pool Health & Fitness suite 2 activity studios and cycling studio

LOCAL AUTHORITY	COMMENTARY
	<ul style="list-style-type: none"> • Refurbishment works are also taking place at Arun Leisure Centre in Felpham and include: <ul style="list-style-type: none"> ➢ New reception area/café hub ➢ Improvements to male and female gym changing ➢ Possible future improvements to wet side changing with option of village change being considered • Arundel Lido (managed by the Arundel & Downland Community Leisure Trust) has plans to develop the Lido and is currently at the pre-application stage (via the South Downs National Park). The proposed additional facilities include: <ul style="list-style-type: none"> ➢ Heated indoor changing rooms with showers and lockers ➢ A gym/fitness suite – initially suitable for a membership of 400 but possible expansion ➢ Community hall ➢ Office space for staff and storage ➢ Café <p>3. Projected population growth up until 2036 shows there will be a need for additional sports hall space (between 4 and 12 courts) and swimming pool space (between 3 and 9 lanes) and a shortfall in health & fitness suites. By 2036 the Arun Leisure Centre (ALC) in Felpham will be 40 years old and need significant investment or replacement. Given the need for additional sports hall, water space and health & fitness provision along with the need to invest in/replace the ALC the Council is considering future requirements and the option of providing a new leisure centre in the West of the District in the future.</p> <p>4. Not aware of any at present.</p> <p>5. Butlins have plans to build a new £30m splash pool in Bognor Regis.</p>
<p>BRIGHTON AND HOVE COUNCIL</p>	<p>The Council has an up to date Sports Facility Strategy:</p> <p>https://www.brighton-hove.gov.uk/sites/brighton-hove.gov.uk/files/downloads/sports_and_leisure/Sports_Facilities_Plan_2012-22.pdf</p> <p>The Council is proposing to re-develop King Alfred Leisure Center:</p> <p>https://www.brighton-hove.gov.uk/content/planning/major-developments/king-alfred-redevelopment</p> <p>A preferred developer has been appointed but the development agreement has not yet been signed.</p> <p>Other significant refurbishment works are focused on maintenance of existing facilities rather than improvements to activity provision.</p> <p>E.g. replacement AHU/HVAC system and patent glazing at Prince Regent Swimming Complex</p> <p>There are no other long-term plans for the redevelopment of facilities.</p> <p>Other issues / factors relevant to future sports facility provision in Horsham include:</p> <ul style="list-style-type: none"> • Impact of development plans at K2/Crawley • Rapid increase in housing/population on outskirts of town

LOCAL AUTHORITY	COMMENTARY
CHICHESTER DC	<p>Chichester DC has an existing Indoor Facility Strategy: http://www.chichester.gov.uk/studies</p> <p>The Council is currently updating its Open Space, Built Leisure and Playing Pitch Strategies.</p> <p>Currently, there are no known proposals for major changes to the existing leisure facility portfolio.</p>
CRAWLEY BC	<p>We do not currently have a strategy for outdoor sport or plans to make any major changes regarding outdoor sport, but we do have a five-year plan for Tilgate Park & Nature Centre, Adventure Playgrounds and Unsupervised Children's Playgrounds.</p> <p>The Council plans to extend the existing fitness suite at K2. Other capital investment will be dependent on the re-procurement of the operational management of the existing facilities, and the operator appointed.</p>
MID SUSSEX DC	<p>The Council has a Leisure Strategy 2009-20 which refers to some potential built sports facility provision, but it is not a full blown built sports facility strategy.</p> <p>Significant works are being undertaken to The Triangle at Burgess Hill the details of which have been shared with Horsham District Council; this is unlikely to have any adverse impact on leisure provision in Horsham.</p> <p>The Council's main sports facilities are on the east side of the District so not adjacent to the Horsham boundary.</p> <p>Places Leisure (PL) operate both Horsham and Mid Sussex sports facilities so any potential problems in respect of duplication of services should be easily avoided.</p>
MOLE VALLEY DC	<p>Mole Valley District Council did not respond to the consultation; it does not appear that there are any significant proposals for facility development which would impact on Horsham.</p>
WAVERLEY BC	<p>The Council is currently developing its Indoor Sports Facilities and Playing Pitch Strategies.</p> <p>WBC is considering redevelopment of two of its centres (Farnham and Godalming) and replacement of the main leisure facility in Cranleigh. All are operated by PL.</p>

SUMMARY OF PARISH AND TOWN COUNCIL VIEWS ON EXISTING SPORTS FACILITIES

5.6 Eighteen complete survey responses were received from Parish Councils in the District; the responses received have informed all analysis on Section 5, but the summary is only shown once in Table 5.1. It is also included in Appendix 3.

5.7 Survey responses were received from the following Parish Councils:

- **Shermanbury, Thakeham, Coldwaltham, Storrington & Sullington, Ashurst, Billingshurst, Shipley, Horsham Denne, Woodmancote, Rupser, Rudgwick, Henfield, West Grinstead, Washington, Nuthurst, North Horsham, West Chiltington, Southwater.**

- 5.8 61.11% of the Parishes responding stated that existing sports facilities meet the needs of local residents; this highlights a high level of satisfaction with the quality of provision in the area.
- 5.9 The quality, quantity and accessibility of existing sports facilities in the District were rated as shown in Fig 5.1 by the respondent Parish Councils:

Figure 5.1: Summary of Parish Councils rating of Existing Sports Facilities – Quality, Quantity and Accessibility

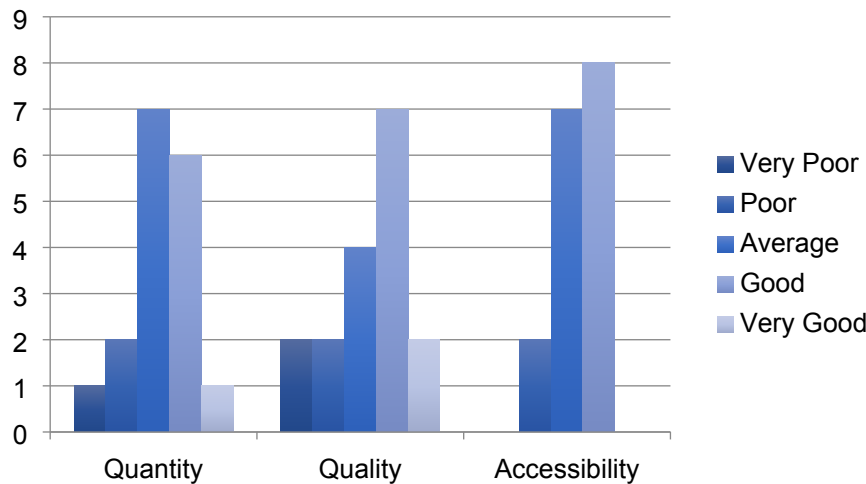


Table 5.2: Summary of parish Council Survey Responses

QUESTION	PARISH COUNCIL RESPONSES
SHERMANBURY PARISH COUNCIL	There are no sports facilities in the area and local residents access the ones in either Henfield or Horsham. "Shermanbury has no real availability to position sports facilities within the parish, however residents support Henfield based activities and would like to see some provision for a swimming pool in this location".
THAKEHAM PARISH COUNCIL	<p>Facilities in the area were identified as good in quality but insufficient to meet demand from local residents.</p> <p>The situation of Thakeham parish in relation to sports/physical activity is potentially at a turning-point of improvement (from almost nothing) to reasonable facilities, when new assets due to be delivered by the Abingworth housing development arrive (hopefully during 2018-2019).</p> <p>In particular, the new Village Hall should become a hub for indoor sports, and the new football and cricket pitch areas will be welcomed and used by local clubs (2 new fields being delivered as part of housing development). However, the parish remains very concerned that the funds currently earmarked via S106 agreement to equip and manage the Village Hall for sports activities will prove very inadequate, and it may become a big missed opportunity. The playing fields at Rydon/Rock Road School are barely adequate and in particular would benefit from drainage/all-weather-surface investments.</p> <p>At High Bar Lane children’s play area, the surface of the football area is substandard, the goals are structurally deteriorating, and the basketball area is dilapidated.</p> <p>A need for cycleable routes through the parish was also identified. There are plans to address this, but they are limited and will take years to achieve.</p>
COLDWALTHAM PARISH COUNCIL	Facilities were identified as sufficient to meet the needs of locals; no particular issues were raised.

QUESTION	PARISH COUNCIL RESPONSES
<p>STORRINGTON & SULLINGTON PARISH COUNCIL</p>	<p>Local sports facilities were stated to meet the needs of residents and were rated as good in quality. A need for additional facilities was identified at the following sites:</p> <p>Storrington Recreation Ground</p> <ul style="list-style-type: none"> • An improved surface on the MUGA, ideally a 3G is required (current one is of very poor quality) • Improved maintenance is required on the cricket outfield, as well as the installation of practice nets, as cricket is becoming very popular with young children and the facility is overused <p>Storrington Football Pitch: new nets are required behind the goals as the balls are entering the gardens of neighbouring properties and causing damage</p> <p>Sullington Recreation Ground: as a result of recent surveys, a need for an undulation bike track has been identified due to an increase in housing numbers in the immediate area</p>
<p>ASHURST PARISH COUNCIL</p>	<p>Sports facilities in the area currently meet demand generated by local residents and were rated as good in all aspects. No further issues were raised.</p>
<p>BILLINGSHURST PARISH COUNCIL</p>	<p>Sports facilities in the area currently meet demand generated by local residents and were rated as good in all aspects. No further issues were raised.</p>
<p>SHIPLEY PARISH COUNCIL</p>	<p>Although facilities were rated as average and identified as insufficient to meet the need for local residents, no further details were provided in regard to additional facilities required.</p>
<p>HORSHAM DENNE NEIGHBOURHOOD COUNCIL</p>	<p>Although facilities were rated as average and identified as insufficient to meet the need for local residents, no further details were provided in regard to additional facilities required.</p>
<p>WOODMANCOTE PARISH COUNCIL</p>	<p>Sports facilities in the area currently meet demand generated by local residents and were rated as good in all aspects. No further issues were raised.</p>
<p>RUPSER PARISH COUNCIL</p>	<p>Sports facilities currently meet the need of local residents, but we rated as poor. A need for a Multi-Use Games Area was identified at the Sports Field, since the current facilities are only available to use in the dry months and a MUGA would allow access all year round. Sports to be undertaken at this site are 5 aside football, tennis, netball, basketball and hockey.</p>
<p>RUDGWICK PARISH COUNCIL</p>	<p>Facilities in the area were rated as good in quality but they are not currently meeting the needs of local residents.</p> <p>At King George V Playing fields, a need for additional football pitches was identified (particularly youth 11 v 11) as current ones are overused. They have 120 kids in their junior football programme and 3 adult teams sharing 3 pitches, they are in desperate need of a multi-purpose sports facility. There is also huge demand for netball, cricket and tennis.</p> <p>“Sport in the parish is thriving and with a new Neighbour Plan about to be put in place, we will have developers offering us sites. We need help to capitalize on such opportunities”.</p>

QUESTION	PARISH COUNCIL RESPONSES
HENFIELD PARISH COUNCIL	<p>They have rated local sports facilities as standard in quality but not currently meeting the needs of local residents. Poor drainage was identified at Henfield Common Memorial Field (due to have new drainage installed via Sport England funding).</p> <p>Wantley Hill Playing Fields was reported to be run down and with restricted access, and a need for additional grass pitches (for football and cricket) was also identified at this site due to the expansion of the village.</p>
WEST GRINSTEAD PARISH COUNCIL	<p>Facilities in the parish were deemed and insufficient to meet the demand of local residents. The following issues were identified at King George V Playing Fields:</p> <ul style="list-style-type: none"> • Poor drainage on playing pitches • An all-weather jogging/walking route is required to cover an increasing public demand for a winter facility • Outdoor keep fit equipment is required to meet demand from senior residents • It was suggested to reuse the area where the old skateboard ramp is located, installing an outdoor bowls square <p>In addition, a need for improved drainage and changing facilities was identified at Jolesfield</p>
WASHINGTON PARISH COUNCIL	<p>They have rated sports facilities in the area as good in quality and accessibility and average in quantity. However, they stated that the current provision meets the need of local residents.</p>
NUTHURST PARISH COUNCIL	<p>Although facilities were stated to meet demand from local residents, they were deemed average in all aspects. No further comments were made in regard to additional/improved facilities required.</p>
NORTH HORSHAM PARISH COUNCIL	<p>The Parish Council is satisfied with their current facilities, which were identified as sufficient to meet local demand and rated as good in all aspects.</p>
WEST CHILTINGTON PARISH COUNCIL	<p>High level of satisfaction with current provision in the parish, with facilities rated as very good. No specific issues were raised.</p>
SOUTHWATER PARISH COUNCIL	<p>Although they have identified local facilities as insufficient and very poor in quality, no further comments were made on what improvements are required at specific sites.</p>

SUMMARY CONCLUSIONS – FACILITY TYPES

SPORTS HALLS

CONSULTATION

SCHOOLS

- 5.10 All schools (primary, secondary, including Special and Independent schools in Horsham) were contacted and asked to complete a survey about their existing sports facilities, their plans/aspirations for future provision, and the extent and nature of community use of the facilities. 9 schools responded to the survey and additional information from 7 schools was gathered through site visits; a summary of the total responses is included in Appendix 3. Given the initial low survey response, the information gathered was supplemented through school site visits.
- 5.11 Of the 16 schools responding to the survey/on-site visits, 13 have on-site sports facilities, some of which are available to the community. Usage tends to be limited to private swim schools and clubs, or school organised sessions as opposed to pay and play usage. This reflects the fact that several of the schools who responded are primary schools, with small pools on site.
- 5.12 The only school responding to the survey who wishes to increase usage by the community is Tandridge House School, which already has a high level of community use.
- 5.13 The majority of the schools provide for at least some use by community sports clubs, but there are very few formal Community Use Agreements (CUA). It is important to note that the feedback provided by the schools accords with the findings of the supply and demand analysis and the Facility Planning Model (FPM); schools generally provide for community use by clubs and groups, not individuals on a pay and play basis.
- 5.14 Whilst the majority of any increased usage would be for sports activities, wider community use would also be welcomed. In general, education facilities can provide a useful resource for the local community for both sport and community activities.
- 5.15 Secondary schools with on-site sports facilities available for community use, were visited and allocated a quality score, see Appendix 2. Schools were contacted to inform the analysis and offered a meeting as part of the qualitative site visit. All site visits therefore involved on-site consultation with a member of staff.

NATIONAL GOVERNING BODIES (NGB'S)

- 5.16 Consultation with NGBs is summarised in relation to the facility type relevant to the specific sport in Section 5.
- 5.17 Consultation was undertaken with National Governing Bodies (NGB's), to identify their views on the need for sports hall provision in Horsham. The views of NGBs who responded are included below.

Table 5.3: Summary of National Governing Body Consultation – Sports Hall Sports

NATIONAL GOVERNING BODY	CURRENT FOCUS/PRIORITIES	FUTURE FOCUS/PRIORITIES
BADMINTON ENGLAND	Need to identify a new permanent home for the Performance Centre	<ul style="list-style-type: none"> In relation to the future development of the sport in Horsham, and nationally, the NGB will be working a lot closer with the core of our sport. In practice this is County Associations, Clubs, Leagues and committed players. As a result, the NGB is looking at the impact being increased membership within this core resulting in greater demands on facilities. There is an expectation that club sizes will increase and the number of players playing regularly and looking at access regular court time will increase.
BASKETBALL ENGLAND	<p>Basketball England’s Strategy launched in 2016 states:</p> <ul style="list-style-type: none"> The aim is to create a single unifying vision for the sport in Britain underpinned by clear strategic objectives and accountabilities between the three home country associations, the BBF and their delivery partners. To improve basketball from grassroots to GB teams, by adopting a whole sport approach and working closely with the basketball communities. To create a collaborative culture with all partners to provide the environment required to achieve the vision. <p>Leadership and culture - be recognised and respected both on and off the court, with independent and effective leadership and the right balance of skills, experience and diversity</p> <p>Awareness and profile - raise basketball’s profile and increase public interest to attract a sustainable flow of income from a portfolio of commercial, broadcast and public-sector partners who provide funding for investment into the sport.</p> <p>Opportunities to play the game - become the second largest and fastest growing team sport in Britain for both men and women, by strengthening the links between clubs, schools and local basketball programmes and promoting basketball’s value in increasing the health and wellbeing of the nation.</p>	<ul style="list-style-type: none"> Horsham is not currently a priority area

NATIONAL GOVERNING BODY	CURRENT FOCUS/PRIORITIES	FUTURE FOCUS/PRIORITIES
	<p>Talent development pathways - support effective investment in a 'whole sport' talent development system such that each generation of male and female players is better than its predecessors, supported by well-managed player pathways integrating home nation and GB programmes.</p> <p>Quality leagues and clubs - build sustainable, high-quality leagues with vibrant arenas and regular, professional media coverage that support the development of future senior GB players, drive commercial income and engage their communities.</p> <p>Successful GB Teams - Develop men's and women's GB teams, from under 16 to senior, qualifying for, and being competitive in, the final stages of FIBA international competitions</p>	
ENGLAND NETBALL	<p>England Netball has maintained the '10-1-1' mantra as the key element of their vision for the sport both internationally and domestically. This aspiration remains fundamental to the organisation's strategic planning.</p> <p>Vision, Mission and values</p> <p>The 10-1-1 policy refers to three key targets for the sport:</p> <p>10 - Aspire to establish netball as a top 10 participation sport in England</p> <p>1 - Aspire to establish netball as the first-choice team sport for women and girls</p> <p>1 - Aspire to achieve and maintain Number 1 World ranking status</p> <p>Strategic goals</p> <p>In achieving these 3 central aspirations, England Netball has established 4 strategic</p> <ul style="list-style-type: none"> ● Grow Participation in the netball by an average of 10,000 participants per year ● Deliver a 1st class member and participant experience 	<ul style="list-style-type: none"> ● Priority is: <ul style="list-style-type: none"> ➤ Indoor space sufficient for netball (netball court is 30.5m x 15.25m, with additional run off requirement) ➤ Access to indoor space at peak time (back to netball) and during the day (walking netball)

NATIONAL GOVERNING BODY	CURRENT FOCUS/PRIORITIES	FUTURE FOCUS/PRIORITIES
	<ul style="list-style-type: none"> • Establish the national team as number 1 in the world by winning the World Netball Championships • Lead an effective and progressive infrastructure enabling all involved in the netball experience to collaborate as one team aligned behind one dream. <p>Guiding Principles:</p> <p>Finally, England Netball has identified 9 guiding principles to help shape decision making within the organisation:</p> <ul style="list-style-type: none"> • We are a customer-focused sport business. We will always place the participant at the heart of everything we do and provide the best quality service we can, but we will balance that with the need to grow and manage a sustainable business. • We will value and respect the contribution and needs of our volunteer workforce who are integral to our success. • We will centrally coordinate and locally deliver our portfolio of programmes and products targeting resources at the point of need (one size does not fit all), by ensuring pathways are integrated and securing a return to on our investment (financially or socially) creating capacity to reinvest in the business and deliver long-term sustainability. • We will be innovative and progressive in our thinking, always connecting short-term actions to medium-term strategies and long-term goals, while striving to improve the quality and standard of what we do and how we do it. • We will work as ‘one team aligned to one dream’ for the benefit of netball in England and as such we will succeed or fail together. 	

NATIONAL GOVERNING BODY	CURRENT FOCUS/PRIORITIES	FUTURE FOCUS/PRIORITIES
	<ul style="list-style-type: none"> • We will work in partnership and collaboration where there is a mutual benefit in terms of operational effectiveness and efficiency, value for money and added value for participants in netball. • We will develop, enable and encourage programmes and activities that have a positive and beneficial impact on the lives of netball participants. • We will establish integrated planning and process pathways that enable rather than constrain service excellence, making England Netball easy to do business with and add value to the participant. • We will recognise and celebrate individual and collective contributions and success. <p>Delivery Methods</p> <p>In order to deliver the strategic goals of netball, England Netball has established multiple participation programmes. These programmes are detailed below:</p> <p>Traditional 7-aside: 7 aside is the longstanding format of the game that most girls are introduced to at school. The game is played to a professional level as part of the Netball Superleague to regional amateur leagues around the country.</p> <p>Back to Netball: A key participation programme for netball, Back to Netball sessions are run nationally with the intention of reintroducing women back into the sport.</p> <p>Netball England report that over 60,000 women have taken part in these sessions since 2010.</p> <p>Netball Now: A turn up and play session of netball with an emphasis on low organisation for the player, with no assigned teams or organised leagues. Netball Now targeted at 16-21-year olds and is seen as a partner to the Back to Netball programme.</p> <p>High 5: The entry game for netball targeted at children aged 9-11.</p>	

NATIONAL GOVERNING BODY	CURRENT FOCUS/PRIORITIES	FUTURE FOCUS/PRIORITIES
	<p>The game can be mixed or single sex and is designed to get children playing the game in an active and enjoyable way.</p> <p>I Heart Leagues: Designed to provide a social and gentle introduction into match play. The leagues are designed for players who have participated in the Back to Netball program or Social Players looking for a weekly, light but competitive game.</p> <p>Netball in the City: An annual competition that targets corporate teams based around central venues in large cities. The closest league to Horsham is in Nottingham.</p> <p>Nets: A fast, tactical variant of 7 aside netball, Nets is a high impact version of netball played exclusively indoors in high tensions cages. The closest Nets venue to Horsham is Leicester Sports Centre.</p> <p>Walking Netball: A slower version of the 7 aside game played only at walking pace. The programme is targeted at older demographics with a key focus on sociability and enjoyment</p>	
TABLE TENNIS ENGLAND	Previously, TTE has worked in 'priority zones' which were defined as local authority areas with significant potential to grow our sport. With the shift towards the 'core market' we will be looking to work with proactive and developing clubs and leagues to improve retention rates and table tennis experience to ensure our members become more resilient.	No response received despite chasing
VOLLEYBALL ENGLAND		No response received despite chasing

N.B All NGBs were contacted several times and asked for their input to this strategy.

- 5.18 In relation to sports hall sports, no response was received from Volleyball England, or Table Tennis England, despite several requests for them to feed back.
- 5.19 Based on the above feedback, it is clear that the two main priorities National Governing Body priorities for sports hall sports are:
- **Badminton** – need to identify an alternative and permanent venue for the Performance Venue; this is currently based at Broadbridge Heath Leisure Centre, which is being re-developed
 - **Netball** – access to appropriate indoor sports hall space for indoor netball and walking netball, particularly at peak time

SUMMARY OF SPORTS HALL SPORTS CLUB VIEWS

- 5.20 A questionnaire was sent to all indoor sports clubs in the District; this was supplemented with follow up telephone consultations wherever possible, to ensure a representative response was received. Despite contacting clubs individually, a low response was received. This has been addressed in relation to key clubs, through follow up consultation, on an individual basis.
- 5.21 A full summary of the Sports Club Survey is included at Appendix 3. All additional feedback is summarised in the relevant sports/facility type section of this Section 5.
- 5.22 The majority of clubs responding identified that their memberships will grow in the future; 50% of respondent clubs stated that membership levels had increased over the last 3 years. Across the 8 respondent clubs, membership accounts for nearly 800 people.
- 5.23 Based on the survey responses, the main issues facing local sports clubs are:
- **Facility maintenance**
 - **Access to Childcare facilities**
 - **Availability of facilities**

Table 5.4: Summary of Sports Club Consultation – Sports Hall Sports

CLUB	KEY ISSUE FOR CLUB
HORSHAM COMMUNITY NETBALL CLUB	We're lucky to have outdoor courts (x 2) and an indoor court to fall back on. To develop further and grow membership, we need: “sports development team support; access to suitable competition; identifying coaches/volunteers”
BILLINGSHURST TABLE TENNIS CLUB	We only have day time availability for over 50's session and cannot therefore develop youth or adult sessions or play in competitive league. Also, not a purpose-built sports facility Staff are brilliant, do what they can, just not designed as a sports facility. New, or alternative premises for evening sessions. More volunteers to administer club and run sessions. Both Horsham and Billingshurst are seeing massive housing development. Greater sport & leisure facilities are required all round.

CLUB	KEY ISSUE FOR CLUB
HOLBROOK CLUB BASKETBALL	We get the hall one night a week (Monday) and therefore this is the only night available for both training and playing home league games. As several other teams also play home games on a Monday, this means that during the season we often have no available time for training as every Monday is league game (either home or away). We would like to be able to swap our Monday night slot for another day of the week when playing away games on a Monday. Other sports halls have electric (multisport) scoreboards. The Holbrook does not provide this and as this is a league requirement, we have had to buy our own.

- 5.24 Horsham Hawks Basketball Club and Horsham Arun Badminton Clubs were contacted as part of the club consultation, but no feedback was received.
- 5.25 Horsham Hawks is a community-based basketball club for boys and girls up to the age of 14. The Club also offers mini basketball. The club is based at the Forest School and has grown rapidly since it was established. The club has achieved significant competitive success since it was formed, in a range of competitions across all age groups. The Club also uses facilities at Collyer’s 6th Form College.
- 5.26 Collyer’s also provides facilities for table tennis and netball. Table tennis is a very big participation sport in the District, however it is all played in village and community halls, plus Steyning Leisure Centre and the Holbrook Club.
- 5.27 Horsham Arun Badminton Club (HABC) is based at Broadbridge Heath Leisure Centre. HABC is a large, but friendly badminton club that caters for players of all ages and abilities. It was the first club to be officially designated as a Performance Centre, but badminton players who just want to play to keep fit and have fun are also accommodated. A range of club, coaching and match nights to meet the needs of all players (including beginners) is offered, together with a vibrant daytime section which generally caters for more mature players.
- 5.28 For those who are keen to play league games the Club participates in the West Weald, Crawley, Brighton and Surrey Leagues.
- 5.29 Horsham Arun Performance Centre (HAPC) was the first Badminton England Performance Centre in the country. In its first 5 years, HAPC has established a national reputation for developing young badminton players. Recognised nationally, HAPC has become the premier junior badminton club in Sussex.
- 5.30 The redevelopment of the Broadbridge Heath Leisure Centre will accommodate the existing Badminton Performance Centre.

KEY STAKEHOLDER CONSULTATION

- 5.31 A large number of stakeholders have been engaged and consulted in the development of this Strategy. Overall feedback is summarised in Table 5.3; this has informed the subsequent analysis of supply and demand, and identification of strategic needs and priorities in the District, together with the rest of the information set out above.

Table 5.5: Summary of Stakeholder Consultation

STAKEHOLDER	CONSULTATION FEEDBACK
<p>THE HOLBROOK CLUB</p>	<p>Built on the grounds of Meadowlands Farm in the 1960's, the Holbrook Club has been part of the Horsham landscape for over 40 years. Originally built as the sports and social club for employees of Sun Alliance, the Club still has members from back in those early days.</p> <p>Over the years the club has gradually developed its facilities through support from Sun Alliance and from the 1996 Royal and Sun Alliance. Tier support came to an end in 2003, and the Holbrook Club was established.</p> <p>In the last ten years the Club has endeavoured to expand our relationship with the local community. With sports at our core and a strong events and social calendar we try to provide something for everyone.</p> <p>The Holbrook Club is operated by a local Trust; it is available for use by Club members (wide range of membership categories available), and there is also some wider community use.</p> <p>The Club has around 1950 members and provides a wide range of indoor and outdoor facilities.</p> <p>The Holbrook Club wishes to develop its facilities further; the long-term plans are on hold until the lease situation with Horsham Football Club is resolved, with regards the football pitches and land at the rear of the Club (owned by Horsham FC). Planning permission for development of the land has now been granted, and Horsham FC is working with an alternative developer on their future provision.</p> <p>The Holbrook Club is unable to progress their own facility development plans until a long-term lease is in place from Horsham FC.</p> <p>The introduction of the outdoor floodlit football pitches at the Holbrook Club has been a great success, bringing in much needed income and new members to the Club. It is on course to pay for itself in less than 3 years.</p>
<p>CONTRACTS MANAGER LEISURE CENTRES</p>	<p>There are some existing barriers concerning public access to facilities e.g. Pavilions in the Park – there is car park charging and limited availability of spaces. The same parking provides for Pavilions, gymnastics centre, and the play park – the centre loses business in the summer because of the car park being too busy.</p> <p>There is a limited amount of other commercial fitness provision in the District; need to work with the Council to ensure planning permission is not allowed for low cost gyms etc. Need to work across different parts of the council and work with their agendas e.g. local authority, county council, /education</p> <p>Issue that local authority finances are getting squeezed.</p> <p>Core prices are below market rates in some instances e.g. swimming lesson fees could be raised</p>

STAKEHOLDER	CONSULTATION FEEDBACK
	<p>Priorities are:</p> <ul style="list-style-type: none"> • Horsham Leisure Centres to be the hub of indoor leisure provision • Ensure ease of access to the centres • Ensure commercial competition is limited to maximise financial return to the operator and the Local Authority • Need to revisit procurement approach; it is cheaper and quicker for PL to procure works than the local authority, particularly maintenance works etc. <p>Opportunities are:</p> <ul style="list-style-type: none"> • Work with health and education and apply some joined up thinking • Sports development / Health and Wellbeing and leisure centres to develop a focused strategy for key target areas linked to Sport England Strategy • Increase in population • Expansion of facilities (pool) North of A264 new facilities due to new housing 16,000 homes by 2030 • Target markets – young inactive and older people • Re investment in facilities • Marketing strategy – Work with marketing department to get the message out to the community.
<p>CHICHESTER COLLEGE, BRINSBURY CAMPUS</p>	<p>The Brinsbury campus has very limited formal sports facilities. There is an aspiration to develop a sports hall; this is subject to funding which is challenging at the moment.</p> <p>It is one of the Campus plan objectives to investigate what facilities would be most suitable for the campus and its students; it is also possible that the facilities could be open to the public.</p>
<p>SET FOR SUCCESS</p>	<p>Set for Success is an Award Scheme which supports improved access to sport.</p> <p>The Scheme is a partnership between Horsham District Council, the Rotary Club and local businesses; the latter raise money to promote new sports and improve access to sport generally, to promote awareness of, and opportunities for, participation.</p>
<p>HORSHAM DISTRICT COUNCIL LEISURE OFFICERS</p>	<p>Horsham District Council needs to make significant revenue savings; future provision of non-statutory services e.g. sport and leisure, will need to be even more effective and efficient.</p> <p>The redevelopment of Broadbridge Heath will see a modern fit for purpose building replace an older facility.</p>

STAKEHOLDER	CONSULTATION FEEDBACK
	<p>The priorities for future provision of sport and physical activity are to make facilities and programmes more accessible, and to develop more informal provision. In this context future provision of Horsham District Council funded facilities, which have a regional remit needs to be considered.</p> <p>The existing stock of swimming pools is ageing; consideration needs to be given to the best way of addressing this in the future. Pavilions in the Park will need replacing in the longer term. Potentially this could be linked to a negotiated/re-procured operational management contract.</p> <p>There is potential for additional sports facility provision on education sites to be available for community use e.g. the new Free School in North Horsham, due to open in 2019 (the School office was contacted several times but did not respond to requests for a discussion on this).</p> <p>Community access to dual use sites is limited, given availability of opening hours and facility types (Henfield Leisure Centre); there are limitations on the potential for development at Southwater Leisure Centre, and Billingshurst Leisure Centre, in relation to programming and facility development.</p> <p>Forest School facilities only provide for clubs; there is no usage agreement with Horsham District Council. The same situation is in place at Tandridge School and Millais School.</p> <p>Horsham Gymnastics Centre is at capacity; the Centre has over 1000 members and is extremely busy.</p> <p>Parking provision at the Pavilions in the park is being extended which will improve the parking issues on site.</p> <p>Horsham Indoor Bowls Centre – the resident Club has a development plan to implement to ensure long term sustainability of the facility.</p> <p>Horsham Hawks Basketball Club has developed very quickly and needs increased access to indoor hall space; the Club will relocate to the new Broadbridge Heath Leisure Centre.</p> <p>There is the potential development of athletics facilities in conjunction with education partners in order to provide a school and community offer at the same site</p> <p>The re-development of Broadbridge Heath Leisure Centre requires the relocation of the Badminton Performance centre and the outdoor athletics track. There will be no provision of the indoor athletics in the replacement leisure centre.</p> <p>There is opportunity to look at provision for outdoor table tennis facilities. Existing golf courses in the District are old.</p> <p>There has been a growth in the development of budget gyms in the last few years.</p> <p>Across the District there are a lot of sports halls, but potentially, given population growth, an under-supply of swimming pools.</p>

STAKEHOLDER	CONSULTATION FEEDBACK
ACTIVE SUSSEX	<p>Formal sports facilities are located across Horsham</p> <p>There is also the opportunity to access informal participation opportunities e.g. walking and cycling</p> <p>Focus Sports for Active Sussex are: bowls, triathlon, netball, golf, tennis, cycling, disability sports,</p> <p>A number of planned/proposed facility developments in the District will impact on existing facilities:</p> <p>Development of new Broadbridge Heath Leisure Centre – impact on bowls and badminton, football and athletics</p> <p>Re-development of the Holbrook Club- dependent on planning permission and development for Horsham FC</p> <p>Shenfield Leisure Centre – will be impacted by planned housing development in the immediate area</p> <p>Colliers – plans will impact on Table Tennis, netball and disability sport</p>
SPORTS DEVELOPMENT, HORSHAM DISTRICT COUNCIL	<p>The sports development team work in existing facilities in the District and with local sports clubs. The team works to support clubs (work is driven by club needs), plus organise primary school competitions e.g. Football, and undertake partnership work with NGBs, schools, clubs and PL. Sports development also support specific activities run by Pf Peg Aqua Festival, Horsham Triathlon</p> <p>The team also runs programmes in leisure centres to get more people active; the health and wellbeing work reflects the Horsham Physical Activity Strategy and has been developed with Public Health.</p> <p>Specific aspiration in the District include:</p> <ul style="list-style-type: none"> • Horsham Hockey Club – seeking a site where 2 no. 3G pitches can be provided in close proximity • Colliers 6th Form College – planned facility improvements will increase opportunities for community participation • The re-development of Broadbridge Heath Leisure Centre will help to address the needs of basketball locally for more indoor hall space (completed) • Focus Sports for sports development are: Baseball, Softball, Golf, Table Tennis (no dedicated facility in the District), Ultimate Frisbee, Disc Golf (discussions ongoing with Rookwood Golf Course regarding this; facilities already used for Footgolf (Horsham Golf and Fitness), Stoolball, Volleyball • Horsham Joggers run Parkrun in the District <p>Cycling is developing in the District – there are guided rides offered in the District; Horsham Youth Cycle Club undertaking development work., using the Downs Link (safe off –road). There is potential to integrate a mountain bike trail into the North Horsham housing development. Also need</p>

STAKEHOLDER	CONSULTATION FEEDBACK
	<p>to consider opportunities for BMX and a pump track. Holmebush Farm provides an Indoor and Outdoor Activity Centre, which includes a cycling offer. British Cycling does not identify Horsham as a strategic location for an off-road track.</p> <p>There are also significant opportunities for jogging tracks, measured miles, outdoor gyms (potential to renew the one in Horsham Park).</p> <p>The re-development of tennis courts in Horsham Park will provide the opportunity for Horsham Tennis Club to coach on the new floodlit courts. Horsham is a priority area for tennis.</p> <p>There is potential to do even more in Horsham Park; opportunity to work more closely with Horsham Boxing Club, based in a building on the edge of the Park.</p>
AGE UK	<p>Age UK Horsham District works every year with 7-800 older people living in the District, providing a range of issues that support independent living and tackle loneliness.</p> <p>Age UK works closely with all partners who actively engage and deliver offers for local older people and as an organisation and in synergy with our Horsham District Council colleagues adopt the five ways to well-being; in particular “Be Active” is part of that.</p> <p>The key issues for older people at the moment are Access, Transport and local health care (in-patient and out-patient) provision</p> <p>The priorities for Horsham and leisure provision are affordability, accessibility by public transport and fit for purpose for an ageing population. For example, thinking about developing innovations to maintain resilience for our ageing population “Dancing with Dementia”.</p> <p>The opportunities for increased provision/partnerships etc are using Age UK trusted charitable name working alongside HDC and Leisure providers does increase engagement from and for older people. There is potential to follow some of the models successfully developed in other parts of the country e.g. Olympics for older people/Taster days etc.</p> <p>It is important to listen to the voice of older people and use the space and the platform to hear that voice: e.g. Horsham District Older People’s Forum: http://horshamdistrictolderpeoplesforum.btck.co.uk/</p>
ASSETS AND PROPERTY MANAGEMENT HORSHAM DISTRICT COUNCIL	<p>All Horsham District Council facilities are ageing but are still fit for purpose. Pavilions in the Park is now 15 years old. There are no condition surveys for the existing facilities, but no serious concerns with any of the facilities.</p> <p>There are some maintenance issues at Steyning Leisure Centre which need to be addressed in the short-medium term. Billingshurst Pool is in good condition despite age; it has been re-tiled and re-rendered.</p>

STAKEHOLDER	CONSULTATION FEEDBACK
	<p>Horsham Indoor Bowls Club is 20-30 years old; the major issue for this facility is the scope of the new lease with the Indoor Bowling Club; repairs may need to become the responsibility of Horsham District Council given the financial situation of the Club.</p>
<p>PLANNING POLICY HORSHAM DISTRICT COUNCIL</p>	<p>The Horsham Adopted Local Plan identifies the development of 16,000 new homes in the District by 2031 (9800 per annum).</p> <p>Kilnwood Vale is a new neighbourhood within the District, adjacent to Crawley; it will be built in three phases and will comprise 2,500 new homes.</p> <p>The North Horsham development will comprise 2,750 new homes. The development includes a new secondary school, a Special Educational Needs (SEN) School, a health centre, business park, and major highway works to provide infrastructure (£20m).</p> <p>The South West Quarter development comprises 600 new homes and is now being built.</p> <p>Other new housing developments include:</p> <ul style="list-style-type: none"> • East Billingshurst – 175 homes • South Billingshurst – 200 homes <p>Longer term there is potential to develop Hurst Road with 300 new homes, but this is reliant on the relocation of police, fire and ambulance services, which are currently on site.</p> <p>All these housing developments are zero-rated for the Community Infrastructure Levy (CIL); Horsham District council adopted CIL in 2017.</p>
<p>HORSHAM DISTRICT ASSOCIATION (HDC)</p>	<p>There are 32 Parish /town Councils in the district. 29 are members of the HDC.</p> <p>Local community groups need support.</p> <p>The main issues in the District are:</p> <ul style="list-style-type: none"> • Access to facilities for those in rural areas (limited public transport); this is for both younger and older people • Increased awareness of what is available and where • Better use of existing facilities for informal and formal sport and physical activity <p>There are very strong cycling groups in the District; there is a need for safer cycling routes and better overall infrastructure for those cycling for both commuting and leisure. An off road safe track is needed. Health walks are good; provided through Horsham District Council. The role of youth clubs should be considered, as a means of offering physical activity to young people.</p>

SPORT ENGLAND FACILITY PLANNING MODEL (FPM)

Strategic Leisure was provided with Sport England's Facilities Planning Model National Run (October 2016 report, based on January 2016 National Run data) for sports hall provision in Horsham. The FPM analysis and the overall supply and demand analysis are based on the same number of existing and planned sports hall facilities (18 strategic size sports halls, 14 different sites).

The FPM modelling run is compared against other Sussex local authorities to provide a wider context.

SPORTS HALLS

The Sport England FPM report sets out an assessment of the current situation regarding sports hall supply, based on a 2016 population of 135,496 people, and 150,000 people by 2031, an increase of 14,505 people between the two years. The key findings are summarised below. The full report and summary analysis can be accessed at Appendix 6. This includes all details of the FPM parameters and assumptions/exclusions.

The headline conclusions of the FPM assessment and findings, based on the modelling undertaken, and reflecting actual patterns of use and accessibility on the ground, is the extensive supply of sports halls in Horsham can meet the demand for sports halls in both 2017 and 2031.

- 18 sports halls, 14 sites
- Supply - 59.45 courts available
- 5.34 courts per 1000 population
- 1 x 8 court hall – Bluecoats
- 1 x 6 court hall – Tanbridge School
- Rest 4/3 courts
- Demand – 36.19 courts
- Supply/Demand balance - +23.26 badminton courts (nearly 6 sports halls (4 badminton court size)
- 95.5% demand satisfied
- 88.3% of demand met in District
- 11.7% of satisfied demand exported
- 85.85% of demand satisfied is from people travelling by car
- 4.5% (1.63 badminton courts) of demand not met –all because people live outside the catchment area of a sports hall. Highest levels of unmet demand are in and around Horsham, on the borders with Crawley, and in the south of the District. Very low unmet demand level.
- 46% of overall sports hall capacity currently used; three local authority facilities very busy:
- Billingshurst Leisure Centre -83%
- Broadbridge Heath Leisure Centre – 51%
- Steyning Leisure Centre – 51% (dual use)
- 11% of demand imported to District

5.32 Table 5.6 summarises the overall supply and demand analysis for sports halls in the District.

Table 5.6: Summary Analysis – Sports Hall Supply and Demand

FACILITY TYPE	ASSESSMENT FINDINGS
SPORTS HALLS	
QUANTITY	<ul style="list-style-type: none"> • There are 35 halls in the District, over 32 sites (sports halls and activity halls) • 18 of these are strategic sized sports halls i.e. 3 courts +; 15 offer community access, and 7 offer pay and play community access • NGBs and local sports clubs raise the following specific needs: <ul style="list-style-type: none"> • Identification of an alternative Performance Venue for Badminton • NGB seeks increased access to appropriate indoor netball facilities, specifically at peak time for a range of netball-related activities but not yet echoed by local clubs • The majority of schools which have on-site sports facilities would like to increase access for community use; access to school facilities tends to be for clubs and groups, as opposed to pay and play use • There is already some sport and physical activity being delivered in village and community halls across the District; there is opportunity to increase awareness of this and to extend it, particularly where there are halls available, but no pay and play community access. Community halls in the rural areas have a potentially important role to play in this respect, given the access challenges for those living in rural areas with limited bus services. • Across the District, less than half of the available sports hall capacity is used. This means there is therefore, some potential to increase use at existing sites, including school. It is important to highlight that the three Horsham District Council facilities are already very busy: <ul style="list-style-type: none"> ➤ Billingshurst Leisure Centre -83% ➤ Broadbridge Heath Leisure Centre – 51% ➤ Steyning Leisure Centre – 51% (dual use) ➤ With Billingshurst Leisure Centre operating over the Sport England comfort level (of 80%). There is potential to increase pay and play usage at both Broadbridge Heath and Steyning Leisure Centres. <p>FUTURE DEMAND</p> <ul style="list-style-type: none"> • The FPM identifies that there is a current over supply of sports halls in the District; it is important to highlight, however, that of the 18 existing strategic sports halls, 8 are available for pay and play access and use

FACILITY TYPE	ASSESSMENT FINDINGS									
	<ul style="list-style-type: none"> The Sport England Facility Planning Model (FPM) analysis undertaken does not identify future demand. The population of Horsham District will increase by 14,504 to 150,000 by 2031, based on Census data and housing growth. A minimum of 16,000 new houses will be provided by 2031, through the Core Strategy. Using the Sport England Facility Calculator (SFC), it is possible to estimate overall future demand for provision of sports halls, swimming pools and indoor bowls rinks, based on this population increase i.e. 14,504. Using the SFC provides a quantitative estimate of future need, but unlike the FPM the SFC model analysis does not identify specific locations for future provision. That needs to be informed by the nature and location of future housing development (where locations are known), local geography and accessibility, and critically the location of existing facilities. This is because future demand may have the potential to be addressed through facility extension, or refurbishment, as well as new build. However, in the absence of any other future demand calculator, the SFC provides an indicator of the level of future provision needed. Future demand will also need to reflect the current supply and demand analysis. Clearly, if there is under-supply of a specific facility type now, the level of undersupply is going to increase by 2031, given population growth and increased levels of participation. The SFC for Horsham District identifies the following future facility demand (Table 5.7), based on an overall population increase of 14,504, as a result of new housing development, and population growth (ONS mid-year estimates) growth. 									
	<p>Table 5.7: Future Facility Demand (2031) –Horsham District</p>									
	<table border="1"> <thead> <tr> <th data-bbox="383 981 790 1038">FACILITY TYPE</th> <th data-bbox="790 981 1288 1038">UNIT</th> </tr> </thead> <tbody> <tr> <td data-bbox="383 1038 790 1093">SPORTS HALL</td> <td data-bbox="790 1038 1288 1093">3.91 Badminton Courts</td> </tr> </tbody> </table>	FACILITY TYPE	UNIT	SPORTS HALL	3.91 Badminton Courts	<table border="1"> <thead> <tr> <th data-bbox="1288 981 1865 1038">FACILITY</th> <th data-bbox="1865 981 2168 1038">ADDITIONAL VPWPP</th> </tr> </thead> <tbody> <tr> <td data-bbox="1288 1038 1865 1093">0.98 x 4 Badminton Court Sports Halls</td> <td data-bbox="1865 1038 2168 1093">854</td> </tr> </tbody> </table>	FACILITY	ADDITIONAL VPWPP	0.98 x 4 Badminton Court Sports Halls	854
FACILITY TYPE	UNIT									
SPORTS HALL	3.91 Badminton Courts									
FACILITY	ADDITIONAL VPWPP									
0.98 x 4 Badminton Court Sports Halls	854									
	<ul style="list-style-type: none"> Using the SFC, the future demand for sports halls and badminton courts generated by 14,504 additional residents is 0.98 sports halls, equivalent to 3.91 courts. This gives an indication of overall future need. Taking the existing over-supply of provision into account (+23.26 courts), by 2031, if no other sports halls are built, nor additional hours are accessed in the existing provision, current supply is sufficient to meet future need, and the current unmet demand of 3.91 courts. It is important to highlight that there is sufficient existing provision of sports halls in the District to meet current and future demand, as well as existing unmet demand. However, there is also a need to recognise that pay and play community access is only available at 8 strategic size halls and therefore these sites need to be retained to protect this access; there is club/group usage at 15 sports halls, and capacity at the majority of the sports halls on education sites; access to these facilities should, however be secured through a formal CUA arrangement wherever possible, to protect this access. 									

FACILITY TYPE	ASSESSMENT FINDINGS
	<ul style="list-style-type: none"> Any new sports halls developed on education sites should provide community access as a result of a planning condition; this should wherever possible include pay and play access.
QUALITY	<ul style="list-style-type: none"> The sports halls in Horsham District vary in age between late 1970's to late 1990's and early 2000's. The average age of sports halls in Horsham is 27.4 years old. The new Broadbridge Heath Leisure Centre, to be completed in 2018 will be the newest facility in the District. Horsham District Council provides three sports halls. One is at Broadbridge Heath Leisure Centre, built in 1987. This facility is being replaced by a new facility, currently under construction. Other HDC sports halls include Billingshurst Leisure Centre built in 1981 and not yet refurbished, and Steyning Leisure Centre built in 1991 and refurbished in 2011 Quality varies across the facilities, but the majority are in good condition.
ACCESSIBILITY	<ul style="list-style-type: none"> Geographically, strategic size sports halls are well distributed across the District, The majority of the District is within a 20-minute drivetime catchment of a sports hall; the only areas outside this 20 -minute drivetime are to the North East of the District, on the boundary with Crawley, and to the east along the border with East Sussex. Overall, there is low unmet demand across the District for sports halls Unmet demand is due to residents living outside the catchment area of a sports hall in the District. Such residents may, however, find it easier to access sports halls in neighbouring areas.
AVAILABILITY	<ul style="list-style-type: none"> In Horsham there is a very high level of sports hall and Activity Hall provision. However, the majority provides for sports club/association use. Eight sports halls (Broadbridge Heath Leisure Centre, Billingshurst Leisure Centre, Steyning Leisure Centre, Chanctonbury Leisure Centre, Henfield Leisure Centre, Millais School, and Southwater Leisure Centre) – three provided by Horsham District Council (managed by PL (2) and a local Trust), two education facilities and two local trust facilities provide for pay and play access i.e. 18 badminton courts from a total of 80 (22.5%). There are five sports halls providing daytime access to the community. The majority of the strategic size halls are on education sites with limited daytime access; there are two formal CUAs in place (Henfield Leisure Centre, Forest Leisure Centre (provided club use only)

FACILITY TYPE	ASSESSMENT FINDINGS
	<ul style="list-style-type: none"><li data-bbox="387 395 2136 459">• The limited daytime access to sports hall provision highlights the importance of the community and activity halls which are available during the day, particularly for the older population, or those without private transport<li data-bbox="387 491 2136 555">• There are 17 Activity Halls, and 14 of these provide for community access (sports clubs/associations). Five of the Activity Halls provide pay and play access.<li data-bbox="387 587 2136 651">• There are also a large number of informal community centres/halls which provide for a wide range of activities, including sport and physical activity, at local level.

SWIMMING POOLS

CONSULTATION

SCHOOLS' SURVEY

5.33 Full details of the school survey are given at paragraphs 5.6-5.11 and in Appendix 3. There were no issues raised by schools regarding swimming pool provision, other than those with pools confirming there is limited lesson and club access, and the fact that schools wish to retain existing pools.

NATIONAL GOVERNING BODIES (NGBS)

5.34 Consultation was undertaken with National Governing Bodies (NGB's), to identify their views on the need for swimming pool provision in Horsham. The views of Swim England are summarised in Table 5.8.

Table 5.8: Summary of National Governing Body Consultation – Aquatic Activities

NATIONAL GOVERNING BODY	CURRENT FOCUS/PRIORITIES	FUTURE FOCUS/PRIORITIES
SWIM ENGLAND	The current provision in the area should be maintained, with any development plans focusing on predicted needs based on future increases in population in the area and long-term refurbishment/replacement.	Growth and stability Maintain the status quo across the District

SUMMARY OF AQUATIC SPORTS CLUB VIEWS

5.35 Three Aquatic Clubs responded to the consultation. Their key issues are summarised in Table 5.9.

Table 5.9: Summary of Sports Club Consultation – Aquatic Sports

CLUB	KEY ISSUE FOR CLUB
ATLANTIS SWIMMING CLUB	Would like more pool time. More lanes at suitable child friendly times.” In order to develop further, the Club needs: Funding sponsorship from local companies. A freeze on booking charges.”
HORSHAM AMPHIBIANS TRIATHLON	Support/funding from local government to encourage children to participate”

SPORT ENGLAND FACILITY PLANNING MODEL

Strategic Leisure was provided with Sport England's Facilities Planning Model National Run (October 2016 report, based on January 2016 National Run data) for swimming pool provision in Horsham. The FPM analysis and the overall supply and demand analysis are based on the same number of strategic size pools. The FPM modelling run is compared against other Sussex local authorities to provide a wider context.

SWIMMING POOLS

The Sport England FPM report sets out an assessment of the current situation regarding swimming pool supply, based on a 2016 population of 135,496 people, and 150,000 people by 2031, an increase of 14,505 people between the two years. The key findings are summarised below. The full report and summary analysis can be accessed at Appendix 6. This includes all details of the FPM parameters and assumptions/exclusions. **The headline conclusions of the FPM assessment and findings, is that there is unmet demand for swimming in 2017 equating to 110 sq. m of water space. This equates to 662 visits per week.**

- 6 pools, 5 sites
- Supply 1,461 sq. m
- 10.78 m² of water space per 1,000 of population. This figure is lower than the figures for England and the South East Region, and lower than that found in two of the three neighbouring authority areas included in this analysis
- Demand 1,411 sq. m
- Supply/Demand balance -204 sq. m of water space

Based on the FPM assessment and findings, the demand for swimming pools does exceed supply in 2017, when simply looking and comparing the Horsham demand with the Horsham supply of pools (under supply of -204 sq. m). However, over 92.2% of the Horsham demand for swimming can be met; it is just that 23% of the overall demand is met by pools outside the District.

- 76.9% of demand met in District
- 90.55% of demand satisfied is from people travelling by car
- 11.2% of demand imported to District

7.8% of overall demand for swimming is exported, which equates to 1,813 visits per week.

Whilst unmet demand is low at 7.8%, this figure is above the regional average, although it is below the national average. The highest levels of unmet demand are in and around Horsham town, in some southern parts of the District, and on the border with Crawley.

It is important to highlight that Bluecoats Leisure Centre has a main pool which is used by Horsham residents who are members. This pool has not been included in the pay and play supply, because it does require membership before use. However, it is a facility that will be used by those Horsham residents who choose to become members, and therefore the level of unmet demand identified is actually likely to be lower than it appears.

Overall, existing pools are estimated to have a high level of pool capacity used (64.9%), especially the three-local authority swimming pool sites (comprising a total of 5 pools):

- Billingshurst Leisure Centre - 67%
- Pavilions in the Park – 81%
- Steyning Leisure Centre – 97%

Two of these facilities are operating at well over the Sport England comfort level of 70%. Billingshurst is operating at very near to capacity.

5.36 Table 5.10 summarises the overall supply and demand analysis for swimming pools in the District.

Table 5.10: Summary Analysis – Swimming Pool Supply and Demand

FACILITY TYPE	ASSESSMENT FINDINGS
SWIMMING POOLS	
QUANTITY	<ul style="list-style-type: none"> • There are 22 swimming pools in the District, over 20 sites (main pools, learner pools) • 4 pools are strategic sized swimming pools i.e. 160 sq. m + • 5 pools (3 x main; 1 learner; 1 lido), provide community pay and play access; 12 pools are on education sites (4 main, 1 learner, 7 lidos), with 6 private facilities and 6 providing for club /community group access; there are 4 private sector main pools (hotels/private clubs), and 1 main pool at Bluecoats Leisure Centre which requires membership for use, and offers some limited pay and play access. <p>FUTURE DEMAND</p> <ul style="list-style-type: none"> • The Sport England Facility Planning Model (FPM) analysis undertaken does not identify future demand. The population of Horsham District will increase by 14,504 to 150,000 by 2031, based on Census data and housing growth. A minimum of 16,000 new houses will be provided by 2031, through the Core Strategy. • Using the Sport England Facility Calculator (SFC), it is possible to estimate overall future demand for provision of sports halls, swimming pools and indoor bowls rinks, based on this population increase i.e. 14,504. • Using the SFC provides a quantitative estimate of future need, but unlike the FPM the SFC model analysis does not identify specific locations for future provision. That needs to be informed by the nature and location of future housing development (where locations are known), local geography and accessibility, and critically the location of existing facilities. This is because future demand may have the potential to be addressed through facility extension, or refurbishment, as well as new build. However, in the absence of any other future demand calculator, the SFC provides an indicator of the level of future provision needed. • Future demand will also need to reflect the current supply and demand analysis. Clearly, if there is under-supply of a specific facility type now, the level of undersupply is going to increase by 2031, given population growth and increased levels of participation. • The SFC for Horsham District identifies the following future facility demand (Table 5.9), based on an overall population increase of 14,504, as a result of new housing development, and population growth (ONS mid-year estimates) growth.

FACILITY TYPE	ASSESSMENT FINDINGS			
SWIMMING POOLS	Table 5.11: Future Facility Demand (2031) –Horsham District			
	FACILITY TYPE	UNIT	FACILITY	ADDITIONAL VPWPP
QUALITY	SWIMMING POOL	150.42 sq. m	2.83 lanes	906
	<ul style="list-style-type: none"> Using the SFC, the future demand for swimming pools generated by 14,504 additional residents is 150.42 sq. m of water space, sports halls, equivalent to 2.8 3 lanes. This gives an indication of overall future need. Taking the existing under-supply of provision into account (-110 sq. m), by 2031, if no other swimming pools are built, nor additional hours are accessed in the existing provision, current supply is insufficient to meet future need, and the current unmet demand of 110 sq. m. By 2031, there will be a total under supply of 260.42 sq. m, which equates to just over a 4-lane x 25m pool (212 sq. m depending on lane width). It is important to highlight that there is insufficient existing provision of swimming pools in the District to meet current and future demand, as well as existing unmet demand. However, there is also a need to recognise that there is some residents' use of Bluecoats Leisure Centre (membership required), so under-supply is likely to be less than it appears. However, there is exported demand from the District for swimming, which underpins the fact that demand is higher than the level of supply. It is difficult to increase community pay and play access at existing, privately operated pools in the District as these are either small education pools/lidos, for hotel/Institute residents only, or require a membership. 			

FACILITY TYPE	ASSESSMENT FINDINGS
SWIMMING POOLS	
ACCESSIBILITY	<ul style="list-style-type: none"> • The majority of the District residents have access to the five pay and play swimming pools (3 sites) within a 20-minute drivetime. Areas outside this 20 -minute catchment area include the extreme South West along the borders with Chichester and Arun, districts, the extreme North North West on the border with Waverley, the extreme South East on the borders with Arun, and the eastern side of the District, bordering Crawley, Mid Sussex and to the North, Mole Valley. Residents in these areas may have easier access to pools in neighbouring districts e.g. K2 in Crawley (as a 50m pool, this has a significant catchment area) • 23% of demand for swimming in the District is exported
AVAILABILITY	<ul style="list-style-type: none"> • Pavilions in the Park and Steyning Leisure Centre are operating at very high levels of use. • There is potentially some existing capacity at some of the pools on education sites, but this is challenging, given most pools on education sites are small and /or lidos; they do not have the infrastructure appropriate for a pay and play facility. • Future unmet demand for swimming pools as a result of population growth cannot be accommodated in the existing swimming pool stock.

HEALTH AND FITNESS FACILITIES

CONSULTATION

5.37 Consultation did not identify any specific issues or needs for future provision of health and fitness facilities from schools, sports clubs or NGBs.

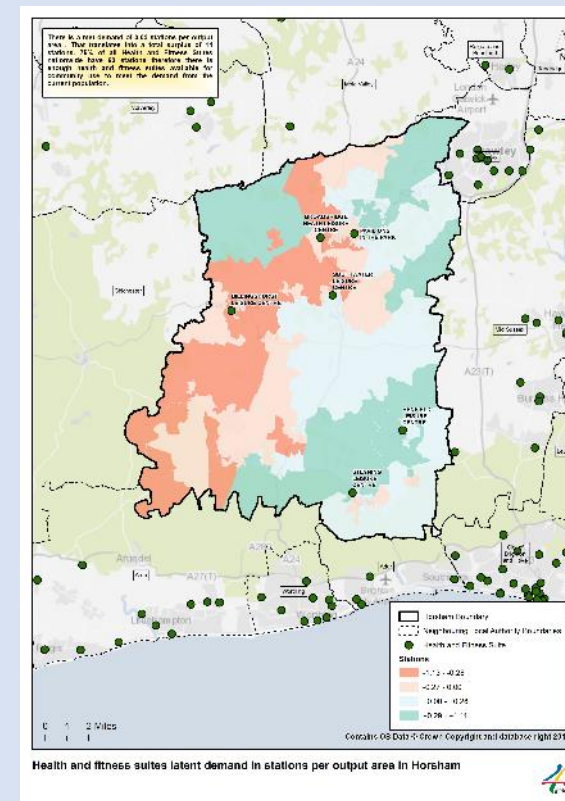
SUPPLY AND DEMAND ANALYSIS

Table 5.12: Summary Analysis – Health and Fitness Supply and Demand

FACILITY TYPE	ASSESSMENT FINDINGS
HEALTH AND FITNESS (FITNESS SUITES AND STUDIOS)	
QUANTITY	<p>There are 19 fitness suites in the District, with a total of 698 fitness stations. Horsham District Council facilities provide 40.1% of all fitness stations in the District.</p> <p>There are 15 studios in the District, 7 of which are pay and play community accessible.</p> <p>SUPPLY AND DEMAND ANALYSIS</p> <p>The existing commercial sector (requiring membership prior to use) fitness suite provision in the District is used by some residents. None of the commercial fitness suites are high end fitness companies, so membership cost is comparable with the Horsham District Council facilities.</p> <p>On this basis, the assessment of the current and future need for fitness facilities reflects the fact that District residents are likely to use those facilities which offer provision and a membership rate comparable to public sector facilities. The assessment of need (See Appendix 8) therefore includes the following commercial facilities, as ‘pay and play’ on the basis of ‘affordability’:</p> <ul style="list-style-type: none"> • Bluecoats Sports Health and Fitness Club • Henfield Leisure Centre • Henfield Leisure Centre • The Holbrook Club

FACILITY TYPE	ASSESSMENT FINDINGS
	<p data-bbox="405 391 734 418">CURRENT SUPPLY AND DEMAND</p> <p data-bbox="405 454 2148 574">Based on there being 407 pay and play community accessible and affordable fitness stations in Horsham (all Horsham District Council facilities, other pay and play facilities and the identified commercial affordable fitness facilities), there is a current small under-supply of -30 stations, given demand is for 487 fitness stations (See Appendix 5). There is a need to retain pay and play community accessible and affordable fitness stations in the District, to facilitate existing levels of participation.</p> <p data-bbox="1480 574 2148 601">Map 5.1: Latent Demand for Fitness Stations in Horsham</p> <p data-bbox="405 635 1554 754">Map 5.1 illustrates the latent demand analysis for fitness stations in the District. Latent demand is the demand that exists in an area for a specific facility, that is not currently met. Map 5.1 highlights that there is current sufficiency of fitness station provision in the District, because it takes into account all existing provision.</p> <p data-bbox="405 778 1554 930">Although this map is predicated on slightly different assumptions to those used in Appendix 8 (these use the 15+ population of the District, whereas this map uses the overall District population, and this calculation only includes pay and play/affordable access provision)), a similar picture emerges i.e. there is some latent demand for fitness provision across the District, where there is dark orange on Map 5.1 e.g. the West and North of the District.</p> <p data-bbox="405 954 584 981">FUTURE DEMAND</p> <p data-bbox="405 1005 1554 1066">Future demand for pay and play community accessible fitness stations is calculated at 534 fitness stations (See Appendix 8).</p> <p data-bbox="405 1090 1554 1181">Based on current provision of 457 pay and play community accessible and affordable fitness stations this means there would be an under-supply of -77 stations by 2031, assuming no new facilities are opened, and no facilities close.</p> <p data-bbox="405 1204 1554 1265">Given the latent demand, and the under-supply by 2031, there is potential to look at addressing the need for additional fitness stations in a number of ways. These could include:</p> <ul data-bbox="405 1289 1554 1452" style="list-style-type: none"> • Extension of existing fitness facilities • Development of new facilities • Providing fitness equipment (circa 5-6 stations) in a number of community centres/halls to provide more local participative opportunities i.e. community gyms. Users would need to undergo an induction, as with any fitness facilities, but could then use provision at a very local level.

Map 5.1: Latent Demand for Fitness Stations in Horsham



FACILITY TYPE	ASSESSMENT FINDINGS
QUALITY	<p>The quality of the community accessible pay and play health and fitness facilities is generally good with 18 facilities either having been built or refurbished since 2000. The quality of the commercial facilities is very good; in general, they are also newer than other facilities</p> <p>The quality of studios is generally good with a number of facilities having been built recently</p>
ACCESSIBILITY	<p>Fitness Suites are located across the District; the majority of all District residents are within a 20-minute drive time catchment of a community accessible fitness suite.</p> <p>Areas outside the 20-minute catchment area include the North East on the boundary with Crawley, the South on the borders with Arun and Adur, and that with Brighton and Hove.</p>
AVAILABILITY	<p>39.3% of the existing fitness provision in the District is provided through the commercial sector (275 out of 698 stations). There is 1 small sports club-based facility with 7 fitness stations.</p> <p>The fitness suites on education sites are available in the main for sports club/association use, and do not provide pay and play access.</p> <p>There is community pay and play access to fitness suites during the day, as well as evenings and weekends, at Horsham District Council facilities.</p> <p>Of the 15 studios in the District, 10 are accessible for community use, and 7 are available for pay and play community use.</p> <p>26.6% of all studios are provided by commercial operators as part of an overall fitness offer; these providers are the same as those operating commercial fitness suites.</p>

SQUASH

CONSULTATION

SCHOOLS' CONSULTATION

- 5.38 Consultation undertaken with schools did not identify any specific needs for/comments on, squash court provision.

NGB CONSULTATION

Table 5.13: Summary of National Governing Body Consultation - England Squash and Racketball

NGB	CURRENT FOCUS / PRIORITIES	FUTURE FOCUS / PRIORITIES
ENGLAND SQUASH AND RACKETBALL	<p>The Active People Survey (APS) has shown an increase of 15,200 on 2015 figures ES is investigating how squash can be played in different venues on single walls (such as in a tennis court). ES has developed a participation programmes using Apps to show activity content and monitor data.</p> <p>ES is currently undergoing some work on a facilities strategy which will help identify the best way forward for squash facilities across the country. This could include looking at programming and protecting facilities.</p>	<p>Horsham District has a positive mix of Club facilities and Leisure Provider facilities. The 6-court facility at Bluecoats is of extreme importance as it has the ability to host events and competitions. The further note to make is that there are only 4 Public Leisure Provider courts across 2 sites which in comparison to other rural LAs is fewer than expected.</p>

SPORTS CLUB CONSULTATION

- 5.39 No squash clubs responded to the Club survey.

Table 5.14: Summary Analysis – Squash Courts Supply and Demand

FACILITY TYPE	ASSESSMENT FINDINGS
SQUASH COURTS	
QUANTITY	<p>There are 17 squash courts in the District, at 6 facilities. There are 7 glass-back courts.</p> <p>FUTURE DEMAND</p> <p>There is no specific methodology for assessing the current and future need for squash courts. Overall participation in squash is increasing at national level, and this is now being seen at local level. Squash is a high-profile sport in the District.</p> <p>Competitive squash is predominantly now played in clubs, from a club facility.</p> <p>No demand has been identified for additional squash courts in the District, by clubs or the NGB.</p> <p>There is significant junior squash development provided for at Horsham Sports Club, and Storrington Squash Club. Tournaments are held at both venues.</p>
QUALITY	<p>The quality of existing squash courts is generally of a reasonable to good standard; however, all courts were built from 1990, and are now ageing.</p>

FACILITY TYPE	ASSESSMENT FINDINGS
	All but one venue has refurbished the courts in the last 12 years. Some thought will need to be given to their replacement in the longer term.
ACCESSIBILITY	The majority of the existing squash courts are located in and around the main areas of population in the District. Courts are distributed reasonably evenly throughout the District, to the north and south.
AVAILABILITY	Pay and play community accessible squash courts are available at Henfield and Steyning Leisure Centres. There is 1 glass back and 1 normal court at each venue.

GYMNASTICS AND TRAMPOLINING

- 5.40 There is one dedicated gymnastics facility in the District, at the Pavilions in the Park. Gymnastics and trampolining are also offered in a number of sports hall venues e.g. Southwater Leisure Centre, Broadbridge Heath Leisure Centre.
- 5.41 Consultation with British Gymnastics and Trampolining is summarised in Table 5.15.

Table 5.15: Summary of National Governing Body Consultation - British Gymnastics and Trampolining

NGB	CURRENT FOCUS / PRIORITIES	FUTURE FOCUS / PRIORITIES
<p>BRITISH GYMNASTICS AND TRAMPOLINING</p>	<p>British Gymnastics facility development priorities (for the period 2017 - 2021) outlined are:</p> <ul style="list-style-type: none"> • Support increased capacity within gymnastics through clubs, leisure providers and other delivery providers • Guide funding investment through the United Kingdom from British Gymnastics, Home Country Sports Councils, Local Authorities and other potential funders • Maintain and improve the quality of facilities and equipment within existing delivery partners. • Develop insight, understanding and direction of how Facility Developments can contribute towards other BG Strategic Priorities <p>There is no geographic focus to the British Gymnastics Facility Strategy. Focus is based on need, suitability and partners' ability to support a project to successful completion.</p> <p>There is a large demand for more gymnastics opportunities and clubs all report large waiting lists. Horsham Gymnastics Club would like to extend existing facilities at the leisure centre or take on a second site.</p> <p>Horsham Gymnastics Club is actively looking at options to increase the scale of facility provision. The Club has a lease on the Horsham Gymnastics Centre (Pavilions in the Park) until 2028; the Club operates the facility as a non-profit making entity. The Club has over 1000 gymnasts per week using the facility; there is a 12-month waiting list to join the Club. Horsham Gymnastics Club wants to grow further but needs more space and additional facilities to do so. The Club has identified an additional building which could be developed as a facility; this will require a change of use planning application.</p> <p>There is significant demand for more gymnastics opportunities and Clubs in West Sussex report large waiting lists.</p>	<p>British Gymnastics strategic priorities are outlined in the Strategic Framework (2017 - 2021)</p> <p>British Gymnastics priorities (for the period 2017 - 2021) outlined are:</p> <ul style="list-style-type: none"> • Diversify sources of revenue to develop and grow the provision of gymnastics • Build the capacity and grow the demand in gymnastics • Raise the profile and increase the appeal of gymnastics

NGB	CURRENT FOCUS / PRIORITIES	FUTURE FOCUS / PRIORITIES
	There is also potential, if additional capacity can be developed, to look at developing Free Running and Parkour in the District.	

- 5.42 There is already a large participation base for gymnastics and trampolining in the District. Club provision is complementary to that in Crawley.
- 5.43 On the basis that Horsham Gymnastics Club is developing a facility project, it is clear there is a need for additional provision at local level.

INDOOR BOWLS

CONSULTATION

SCHOOLS' CONSULTATION

- 5.44 Consultation undertaken with schools did not identify any specific needs for/comments on, indoor bowling facilities.

NGB CONSULTATION

ENGLAND INDOOR BOWLS ASSOCIATION (EIBA)

Table 5.16: Summary of National Governing Body Consultation – England Indoor Bowls Association

NGB	CURRENT FOCUS / PRIORITIES	FUTURE FOCUS / PRIORITIES
ENGLAND INDOOR BOWLS ASSOCIATION (EIBA)	In view of the number of purpose-built facilities in adjoining Local Authority areas, now that the Horsham site has been retained, there should be sufficient facilities for the foreseeable future.	<p>All of our Clubs are encouraged to undertake work which complements our Vision.</p> <p>The 2017-2021 EIBA Vision can be downloaded from website www.eiba.co.uk/about/vision2017-2021.pdf</p> <p>The EIBA plan covers the following areas:</p> <ul style="list-style-type: none"> • Recruit and Retain 45+; Recruit and Retain 70+ - two different markets which requires us to find a way to grow both specific groups. • The 45+ requiring new versions/formats – the 70+ wishing to keep the current formats. • Facilities – Build, Improve, Retain • Youth and the Family • Women – increased participation and retention • Disability • Competitions • Internationals • Promotion of our Sport • Commercial partnerships

NGB	CURRENT FOCUS / PRIORITIES	FUTURE FOCUS / PRIORITIES
		<p>EIBA Objectives</p> <ul style="list-style-type: none"> • A growth in participation across the adult population in local Communities. Targeted work to increase Female participation • A growth in participation in the 12-18 age range as part of the “EIBA Development Pathway” • The provision of an excellent sporting experience for new and existing participants • A growth in Indoor Bowls participation by people who have disabilities <p>Running alongside our work is the Sport England Funded Development work provided jointly by the Indoor NGB (EIBA); Outdoor NGB (Bowls England) and the “Bowls Development Alliance” (BDA). Each NGB has two Directors on the Board of BDA.</p> <p>Like all Sports NGB’s, the two Bowls NGB’s and BDA have been in discussion with Sport England with regards to Funding for 2017 till 2021.</p> <p>Sport England has just advised that “Bowls” will receive £1,628,512 for the next four years to help us to keep more people playing the sport well into later life.</p>

SPORTS CLUB CONSULTATION

5.45 Horsham Indoor Bowls Club responded to the consultation. The main points they made are:

- **The fall in membership is a result of a decrease in funding and that Horsham has a transient population. Reasons for increases to membership were attributed to participants’ availability, trends in demand for the sport and club recruitment.**
- **The priority for the Club is: Facility is council owned and in need of significant investment**
- **To continue to grow, the Club has an ongoing recruitment programme, and needs to finalise ongoing lease negotiations with Horsham District Council.”**

Table 5.17: Summary Analysis – Indoor Bowling Supply and Demand

FACILITY TYPE	ASSESSMENT FINDINGS
INDOOR BOWLING FACILITIES	
QUANTITY	<p>There is one 8 rink indoor bowls centre in the District. Nearest facilities are a minimum of 30 minutes’ drive away.</p> <p>There is no identified demand for additional bowls facilities in the District; in fact participation is falling.</p>

FACILITY TYPE	ASSESSMENT FINDINGS
	<p>The EIBA has commented that now the Indoor Bowls Centre is to be retained, there is sufficient provision to cater for both current and future demand.</p> <p>However, the Sports Facilities Calculator (SFC) identified that there will be a need to provide an additional 1.16 rinks for indoor bowling by 2031; this equates to use by an additional 181 people per week in the peak period.</p> <p>The potential need for additional indoor bowls provision will need to be considered as part of future planning for provision, given that the nearest alternative centre to that in Horsham District is at least 30 minutes' drive away. The growing population of older people in the District will need participation opportunities to keep active, and bowls provides this – both physical and social. An important factor to consider however, is that local evidence shows that participant numbers for indoor bowling are declining.</p> <p>Whether there is need for additional indoor bowls provision will need to be considered in the longer term, in the context of population growth but declining participation in the sport at local level, the fact that some older people do not have access to private transport and therefore would be unable to travel to alternative indoor bowls facilities.</p>
QUALITY	<p>Horsham Indoor Bowls Club was built in 1995 and refurbished in 2006. It is now of good quality but needs to continue to be well-maintained to ensure facilities remain in a good condition.</p> <p>The Club is progressing a Development Plan to underpin long term sustainability for the Club and facility operation.</p>
ACCESSIBILITY	<p>Horsham Indoor Bowls Centre is located just outside Horsham town, which is the largest centre of population in the District. Most of the District would be able to access the facility within 20 minutes, depending on traffic.</p>
AVAILABILITY	<p>Membership is required to use the facility, but the Club allows for some limited pay and play access.</p>

5.46 There is no specific methodology to assess the need for outdoor bowling facilities. There are SEVERAL outdoor bowling greens (8) in the District; the operation of these is the responsibility of local clubs. The Outdoor Bowling facilities are sustainable in the long term as long as there are sufficient active members; it is noticeable that all the clubs are very proactive about membership recruitment, activities and participation in the local leagues.

TENNIS – INDOOR/OUTDOOR

SCHOOLS' CONSULTATION

- 5.47 Consultation undertaken with schools did not identify any specific needs for/comments on, provision of tennis courts.

NGB CONSULTATION

Table 5.18: Summary of National Governing Body Consultation – The Lawn Tennis Association

NGB	CURRENT FOCUS / PRIORITIES	FUTURE FOCUS / PRIORITIES
THE LAWN TENNIS ASSOCIATION (LTA)	<p>Participation in tennis has been declining for several years and now seems to be flat lining.</p> <p>British Tennis are piloting some canopy and LED lighting systems as a way of providing low cost indoor facilities to boost year-round-participation and looking at new access system for park courts.</p>	<p>The NGB is keen to support more clubs to develop controlled access systems and online revenue collection.</p> <p>There is potential to achieve growth and work with the Council regarding the development of other facilities.</p>

- 5.48 There is no specific methodology for assessing the need for indoor/outdoor tennis courts.

Table 5.19: Summary Analysis – Indoor/Outdoor Tennis Courts Supply and Demand

FACILITY TYPE	ASSESSMENT FINDINGS
INDOOR/OUTDOOR TENNIS COURTS	
QUANTITY	<p>There are no indoor tennis courts in the District, although the sports hall at the Holbrook Club can be used for indoor tennis.</p> <p>There is however a proposal from Compton Lawn Tennis Club to develop a new bubble which would comprise indoor tennis courts. This new facility would be developed in Lower Beeding 4 miles from Horsham. Compton Lawn Tennis Club has 200 members; the club has 7 existing outdoor tennis courts.</p> <p>There are 10 venues for outdoor tennis courts in the District. These are all tennis clubs.</p> <p>Horsham Tennis Club uses facilities at Collyer's 6th Form College.</p>
QUALITY	The outdoor tennis courts in the district are all of good quality and are in good condition, with several having had very recent investment.
ACCESSIBILITY	There is good access across the District to outdoor tennis court facilities.
AVAILABILITY	Seven of the ten outdoor tennis court venues provide for both pay and play and club use.

ATHLETICS

CONSULTATION

SCHOOLS' CONSULTATION

5.49 Consultation undertaken with schools did not identify any specific needs for/comments on, provision of athletics tracks.

NGB CONSULTATION

ENGLAND ATHLETICS

Table 5.20: Summary of National Governing Body Consultation - England Athletics

NGB	CURRENT FOCUS / PRIORITIES	FUTURE FOCUS / PRIORITIES
ENGLAND ATHLETICS	<p>England Athletics released their national strategy “Athletics & Running: for everyone, forever” in 2017. The relevant elements of the strategy are captured below:</p> <p>Vision</p> <p>England Athletics has the vision that the sport of athletics and running will be the “most inclusive and popular sport in England”. England Athletics believe that this should be led by a network of progressive clubs and organisations.</p> <p>Key Values</p> <p>England Athletics has identified 3 key values as part of the 2017 strategy:</p> <ul style="list-style-type: none"> • Pride: inspiring athletes of the future by celebrating the history and contemporary success of British Athletes • Integrity: essential the ongoing success and future of the sport and its ability to attract participants. • Inclusivity: athletics can contribute towards a healthy lifestyle and a sense of achievement, whatever the age, ability or background of the athlete or volunteer. 	<ul style="list-style-type: none"> • Confirmed athletics, indoor and outdoor is a priority in Horsham and indeed across the UK – UK Athletics aim is to retain and enhance all existing athletics facilities. The NGB has no money for facility investment. • The NGB understands the existing track is to move; there are two possible development sites in the District, one of which is Christ’s Hospital. • A reduced indoor facility – 30m- is agreed for the new BBH Leisure Centre; at this size it won’t be a regional facility, so the usage will be less widespread. • Focus is indoor athletics facility; NGB view is it needs to be replaced and will be; regional facility, needed to support development of athletes. View is that a smaller facility will not be regional and therefore will be used by fewer athletes. Therefore, HDC will no longer be supporting a regional facility. No funding available to support development of a replacement facility.

NGB	CURRENT FOCUS / PRIORITIES	FUTURE FOCUS / PRIORITIES
	<p>Our Strategic Priorities</p> <p>“Athletics & Running for Everyone for Ever identifies 3 important strategic priorities:</p> <ul style="list-style-type: none"> • Expand the capacity of the sport by supporting and developing its volunteers and other workforce • To sustain and increase participation and performance levels in our sport • To influence participation in the wider athletics market <p>The strategy identifies 3 delivery methods for achieving these priorities. Our Key Priorities will be delivered through:</p> <ul style="list-style-type: none"> • Positive culture, progressive performance and collaborative leadership • Transparent governance and accountability • High-quality member engagement and communications <p>The focus of England Athletics strategy is making the sport more accessible to more people. The focus will be:</p> <ul style="list-style-type: none"> • Preserving and improving existing assets. • Supporting development of compact athletics facilities e.g. 40m straights, areas for jumping /throwing events. • Support will not be in the form of direct funding. 	

5.50 Horsham District Council is re-developing the existing Broadbridge Heath Leisure Centre; as a result of this, the existing 6 lane athletics track will be re-located, and The Tube, (indoor athletics facility), will be reduced in size, meaning it will no longer be a regional facility.

5.51 The Tube comprises a 5-lane indoor training track with a long jump pit and areas for high-jump, pole vault and a practice cage for throwers.

5.52 The priority for both UK and England Athletics is to retain all existing athletics facilities and maximise the use of these.

- 5.53 UK Athletics endorsed the future provision of a reduced scale of indoor athletics provision in Horsham as part of the re-development of Broadbridge Heath Leisure Centre, however there are concerns about this development.
- 5.54 Reducing the scale of indoor provision, effectively means that the Tube will no longer be a regional facility and will no longer attract usage from the catchment area it does at the moment. There is also concern that relocation of the existing track will mean that the indoor and outdoor provision for athletics is no longer related.
- 5.55 Horsham District Council is unable to continue to support the provision of an indoor regional athletics facility. The District Council is committed to re-locating the athletics track as part of the Broadbridge Heath Leisure Centre re-development. Various options for the track re-location are being considered, including a Scandinavian concept called Exploratum, which comprises a track form, but also facilitates other uses of the provision.

SPORTS CLUB CONSULTATION

- 5.56 Horsham Blue Star Athletics Club uses the Tube and outdoor 6 lane athletics track, plus all field event facilities at Broadbridge Heath Leisure Centre. The facilities are used for Olympic athlete training, club training, and coaching and development courses/events.
- 5.57 Horsham Blue Star Athletics Club is concerned about the impact of a re-located track, as it wishes to retain an integrated club; there are currently 250-260 members, with circa 100 young people training every week.
- 5.58 The Club's current view is that it would like to see a re-located standard track facility, as opposed to the innovative Exploratum, and that it will hire a sports hall in the winter in the future to facilitate club training in one location, and to replace access to the Tube.

Table 5.21: Summary Analysis – Athletics Tracks

FACILITY TYPE	ASSESSMENT FINDINGS
ATHLETICS FACILITIES	
QUANTITY	<p>There are two artificial athletics tracks in Horsham; there is one synthetic 6 lane track at Broadbridge Heath Leisure Centre, with a covered spectator area, changing facilities (in the leisure centre), and field event facilities.</p> <p>There is also an indoor athletics training facility in the leisure centre, known as the Tube.</p> <p>There is also an outdoor synthetic 8 -lane track at Rikkyo School, which is in Rudgwick, right on the Horsham boundary.</p> <p>No demand has been identified for additional athletics tracks in the District.</p>
QUALITY	<p>Both athletics tracks are in reasonable condition; Broadbridge Heath Leisure Centre track was built in 1987 and refurbished in 1997, when the Rikkyo School track was also built.</p>
ACCESSIBILITY	<p>The Broadbridge Heath Leisure Centre athletics track is well-located in the District and accessible to all residents, within a 20 - 30-minute drivetime.</p>
AVAILABILITY	<p>The athletics track at Broadbridge Heath Leisure Centre is a pay and play facility, available for use by the wider community and local clubs.</p> <p>The indoor athletics facility is also available for pay and play and club use</p> <p>The 8 - lane synthetic track at Rikkyo School is primarily available to, and used by, school students and staff. There is limited external club use.</p>

MUGA's

SUPPLY AND DEMAND

5.59 Table 5.22 summarises the supply and demand analysis for informal provision in the District.

Table 5.22: Summary Analysis – MUGA Provision Supply and Demand

FACILITY TYPE	ASSESSMENT FINDINGS
MUGAs	
QUANTITY	<p>There are 6 formal MUGAs in the District.</p> <p>In addition, there are a further 58 MUGA type facilities in parks across the District. These provide for both play and sports activities.</p>
QUALITY	<p>Then majority of existing MUGAs are in average to good condition.</p> <p>However, four parish councils identify that the quality of their facilities could be improved:</p> <ul style="list-style-type: none"> • Thakeham PC – surface needs improving on facility is High Bar Lane • Storrington and Sullerton – Storrington Recreation Ground, MUGA surface needs improving • Rupser PC identifies the need for a new MUGA in the Sports Field, • Rudgwick PC identifies the need for a multi-purpose facility providing for a range of sports <p>Other Parishes stated that their facilities could be improved, but did not specify the nature of improvements required:</p> <ul style="list-style-type: none"> • Horsham Dene PC – facilities rated as average, but no ideas identified for improvements • Nuthurst PC - facilities rated as average, but no ideas identified for improvements • Shipleigh PC - facilities rated as average, but no ideas identified for improvements • Southwater PC – facilities rated as poor, but no ideas for improvements identified
ACCESSIBILITY	MUGAs are sited across the District.
AVAILABILITY	MUGAs are predominantly available for pay and play access, and are available at local level through parishes, town councils and some education facilities.

5.60 No significant demand has been identified for additional MUGAs, however, they do provide an important informal resource for community participation.

6. PENULTIMATE STAGE - APPLYING THE ASSESSMENT ANALYSIS

FACILITY SPECIFIC ANALYSIS

- 6.1 The demographic profile of Horsham, and the population growth for the District, summarised in Section 3, provides an important context for future provision of indoor sports facilities in the District, as does the research, consultation, and supply and demand analysis, undertaken.. Highlighted below are key factors and issues taken into account in planning for future facility provision.
- **Housing Development and Population Growth** -. The population of Horsham is set to grow significantly by 2031, and there will be a need to ensure good quality community sport and leisure facilities to meet existing and future demand. In this respect, s106 and CIL processes should be used to secure additional infrastructure and to enhance that which already exists. This would include purpose built leisure centres but would also include multi-purpose community centres, schools and health facilities, all of which could incorporate sports facilities.
 - **Reduction in Health Inequalities** – more active lifestyles benefit both individual and community health. Although the health of Horsham’s communities is generally better than that of the region and England as a whole, there are some very specific factors to which the provision of quality, affordable and accessible sports facilities can contribute.
 - **Maintenance of active lifestyles**
 - **Improved mental health**
 - **Reduced levels of smoking**
 - **Maintaining and growing participation levels** - 20.8% of the Horsham population remain inactive (Active Lives 2 October 2017). Horsham’s Sport and Physical Activity Strategy 2015-2035 provides the context for this and the provision of high quality-built facilities is critical to maintaining and growing increased levels of participation and activity.
 - **Addressing the existing under-supply of swimming pool provision** – there is a small under-supply of swimming pool provision, (reflecting unmet demand in the District) to meet the needs of the existing Horsham population. Demand for swimming pool provision increases by 2031 as a result of population growth.
 - **Planning to replace ageing facilities** – Older facilities are not as operationally efficient, and also tend to be poorer quality. Evidence shows people are more likely to participate in modern, fit for purpose provision. Older sports halls on education sites, and ageing squash courts, will need to be replaced, or as a minimum be extensively refurbished, in the future. Whilst not a current priority, Horsham District Council will also need to give some thought to long term replacement/refurbishment of Billingshurst Leisure Centre (built 1981). The same is true of some existing swimming facilities e.g. Pavilions in the Park.
 - **The need to invest in active environments, where physical activity is the norm**
 - **The need to improve accessibility to provision at local level, particularly for the 11.8% of the population without access to private transport**
 - **The opportunity to extend and increase awareness of sport and physical activity being delivered in community centres/halls across the District, particularly where there are halls available with pay and play access**

- **The opportunity for investment in ‘active’ infrastructure to facilitate increased provision of cycling, jogging and walking routes in the District, connecting new and existing settlements, education and leisure sites**

6.2 Analysis of the specific factors relating to current provision of each facility type is summarised in Table 6.1. The key issues and impacts identified are the priorities to address, and inform the details actions to be taken, partnerships and stakeholders to be developed/worked with; these are detailed in the investment priorities and the subsequent Action Plan.

Table 6.1: Key Issues, Impacts and Implications by Facility Type

FACILITY TYPE	KEY ISSUE	IMPACT / IMPLICATIONS
SPORTS HALLS	<ul style="list-style-type: none"> 5 sports halls in the District provide pay and play and daytime community access 	<ul style="list-style-type: none"> Need to ensure other informal halls provide daytime opportunities for sport and physical activity, to meet needs of e.g. older people not in work, women looking after young children not in work, shift workers, those in rural areas
	<ul style="list-style-type: none"> Majority of sports halls are on education sites; no daytime access; no secured community use agreements (CUAs), so access for sports clubs/associations could be withdrawn at any time 	<ul style="list-style-type: none"> Potential for sports halls to be taken out of use at any time; need to secure community access arrangements wherever possible, and definitely on new sports halls on education sites, to ensure protection of community access. Where possible, ability to offer pay and play access should be designed into new sports halls CUAs should be considered for all new sports halls, with a specific emphasis on pay and play accessibility
	<ul style="list-style-type: none"> Several ageing facilities 	<ul style="list-style-type: none"> Longer term need for investment and/or replacement
	<ul style="list-style-type: none"> Indoor netball 	<ul style="list-style-type: none"> NGB aspire to increased access to courts for training and competition Peak time access needed for e.g. walking netball
	<ul style="list-style-type: none"> Badminton 	<ul style="list-style-type: none"> Need to identify an alternative and permanent venue for the Performance Venue (now established at The Bridge)
	<ul style="list-style-type: none"> Table Tennis 	<ul style="list-style-type: none"> Need access to more time in sports halls
	<ul style="list-style-type: none"> Supply and demand analysis identifies that there is no need to build new sports halls now, as existing supply can meet demand now and by 2031. 	<ul style="list-style-type: none"> Need to maintain existing levels of community access Need to prioritise pay and play use at Horsham District Council sports halls Opportunity to increase levels of use at all sports halls except Billingshurst Leisure Centre Need to optimise use of existing informal community hall/centres for physical activity

FACILITY TYPE	KEY ISSUE	IMPACT / IMPLICATIONS
SWIMMING POOLS	<ul style="list-style-type: none"> 5 Horsham District Council swimming pools providing community pay and play access (3 pools at Pavilions in the Park Leisure Centre, 1 pool each at Billingshurst and Steyning Leisure Centres) 	<ul style="list-style-type: none"> Demand for pay and play access will increase as population grows
	<ul style="list-style-type: none"> The FPM analysis identifies that there is current and future unmet demand for water space; the existing Horsham District Council pools are already very full. There is therefore the opportunity to consider additional provision of swimming pools in the District. 	<ul style="list-style-type: none"> Unmet demand for swimming by 2031 equates to 260.42 sq. m of water space i.e. just over one 4 lane x 25m pool There are other pools used by Horsham residents e.g. Bluecoats, but membership is required prior to use Meeting latent demand for swimming will increase revenue generation
HEALTH AND FITNESS	<ul style="list-style-type: none"> Horsham District Council facilities provide 40.1% of current fitness suite offer in the District 	<ul style="list-style-type: none"> Facilities provided by Horsham District Council are the only ones providing pay and play accessible facilities; however, there is also other affordable and accessible health and fitness provision in the District
	<ul style="list-style-type: none"> Commercial fitness suites are mid to low end of market so compete directly with Horsham District Council facilities 	<ul style="list-style-type: none"> Horsham District Council fitness offer needs to compete with this and offer a USP
	<ul style="list-style-type: none"> Horsham District Council provides only pay and play accessible studio provision 	<ul style="list-style-type: none"> Opportunity for really innovative programming to attract participants
	<ul style="list-style-type: none"> Under supply of pay and play fitness stations in 2017 = -30. It should however be noted that there are other health and fitness facilities in the District which are used by some residents, so the under-supply is actually likely to be significantly less. Under supply of pay and play accessible fitness stations by 2031 = -77. It should however be noted that there are other health and fitness facilities in the District which are used by some residents, so the under-supply is actually likely to be significantly less. 	<ul style="list-style-type: none"> This level of under supply is likely to be less as some Horsham residents will be using the budget and other commercial fitness offers. The under - supply by 2031 does suggest there maybe scope to look at increasing Horsham District Council fitness provision The re-development of Broadbridge Heath Leisure Centre provides an immediate opportunity to do this (now achieved).

FACILITY TYPE	KEY ISSUE	IMPACT / IMPLICATIONS
	<ul style="list-style-type: none"> Latent demand for fitness stations is apparent across the District (see Map 5.1, Supply and Demand analysis, dark orange areas), including in and around Horsham town, part of the south of the District and on the border with Crawley. 	<ul style="list-style-type: none"> Potential to increase Horsham District Council fitness provision Opportunities could include extending the existing fitness suites /adding additional stations in existing facilities
SQUASH COURTS	<ul style="list-style-type: none"> Horsham District Council provides the only pay and play community accessible squash courts 	<ul style="list-style-type: none"> No need for additional provision Need to retain existing level of courts, and replace ageing facilities in the long term
INDOOR BOWLS	<ul style="list-style-type: none"> One indoor bowls facility in the District, club-operated 	<ul style="list-style-type: none"> Need to consider increased future demand (1.16 rinks by 2031) for this type of provision, based on population growth. However, participant numbers at local level are declining so there is a mismatch between existing Sport England demand prediction models and experience of facility providers.
GYMNASTICS AND TRAMPOLINING	<ul style="list-style-type: none"> One purpose-built facility in the District 	<ul style="list-style-type: none"> Opportunity to consider further club-led development. One Club is interested in developing additional facilities. Clear evidence of additional demand.
ATHLETICS FACILITIES	<ul style="list-style-type: none"> Existing facilities - track is used for training and local competitions (6 lane so not County standard) Indoor training facility has recently been decommissioned as a regional resource and will not be retained by District Council if track relocated 	<ul style="list-style-type: none"> Resources identified to re-provide track at an education site. Possible opportunities to share operating costs No resources to re-provide an indoor regional facility
CYCLING FACILITIES	<ul style="list-style-type: none"> Existing cycling infrastructure would benefit from investment 	<ul style="list-style-type: none"> Opportunity to work with British Cycling to develop additional provision e.g. off road track New 'pump track' to open soon Opportunity to secure additional track at North Horsham Cycling lanes on roads need to be improved
MUGAs	<ul style="list-style-type: none"> Significant number of facilities across the District, providing for formal and informal sport and physical activity 	<ul style="list-style-type: none"> Eight Parish Councils identify that the quality of their facilities (MUGA surface) could be improved

FACILITY TYPE	KEY ISSUE	IMPACT / IMPLICATIONS
COMMUNITY HALLS/FACILITIES	<ul style="list-style-type: none"> Important role for informal halls in providing for day time access to sport and physical activity opportunities 	<ul style="list-style-type: none"> Need to optimise use of existing informal community hall/centres for physical activity Need to ensure that provision of community halls keeps pace with population growth (i.e. no reduction in sq. m/per person).

- 6.3 Based on the supply and demand analysis summarised in Table 6.1, there is a need for:
- **Additional swimming pool provision**
 - **Additional health and fitness provision**
 - **Retaining existing levels of community accessible (including pay and play) sports halls, health and fitness and swimming pools per head of population as a minimum**
 - **Increased access for netball and table tennis; a new Performance Venue for Badminton (achieved)**
 - **Additional gymnastics facilities**
 - **Improved cycling infrastructure and potentially an off-road track**
 - **Continued athletics track provision**
 - **Improved MUGA provision – surfaces on 8 need to be improved as a minimum**
- 6.4 Retaining and improving the quality of provision is important in Horsham District to ensure that participation levels are retained and wherever possible increased.
- 6.5 The provision of good quality, local community facilities, accessible and affordable to meet identified need, is key to facilitating participation growth, and contributing to a reduction in the health inequalities in the District. This reflects Public Health and Horsham District Council's health and well-being priorities, to facilitate sustained behaviour change to reduce obesity, improve health, contribute to addressing address mental health issues and increase participation.
- 6.6 Based on the quality audits and assessments, and the supply and demand analysis, the priorities for future investment in facility provision are:

Table 6.2: Summary of Facility Priorities

FACILITY TYPE	PRIORITY FOR FUTURE PROVISION	LOCATION
SPORTS HALLS	Long term replacement / refurbishment of ageing facilities	Sports Hall at Billingshurst (long term)
	Improved access for netball at peak times	
	Relocation of badminton Performance venue (achieved)	
SWIMMING POOLS	Increased pay and play accessible water space, equivalent to 260.42 sq. m by 2031 (-110 sq. m in 2017)	Potentially could be linked to a re-development of Pavilions in the Park, or could relate to increase a pay and play access to other existing swimming pools e.g. Bluecoats
	Replacement / refurbishment of ageing facilities	Pavilions in the Park (long term)
HEALTH AND FITNESS	Retain provision of existing levels of community accessible and affordable fitness facilities as a minimum	In and around Horsham town Parts of the south of the District On the border with Crawley
	Potentially, increase number of fitness stations at Horsham District Council facilities	
GYMNASTICS AND TRAMPOLINING	Potential to explore further club-led provision/partnership provision given high numbers on waiting lists	Club to identify location; likely to be Horsham town
INDOOR BOWLS	Potential opportunity to consider additional club-led provision of indoor bowls facilities if participant numbers increase at local level.	Linked to existing Indoor/outdoor bowling facilities
CYCLING	Opportunity to work with British Cycling and other partners to develop safer cycling infrastructure for leisure (off road) and commuting cycling	No specific location identified as yet
ATHLETICS FACILITIES	Development of an athletics track to replace the existing one at Broadbridge Heath Leisure Centre.	Potential with education partners
MUGAS	Improved surfaces on 8 Parish facilities	<ul style="list-style-type: none"> • Thakeham PC – surface needs improving on facility is High Bar Lane • Storrington and Sullerton – Storrington Recreation Ground, MUGA surface needs improving • Rusper PC identifies the need for a new MUGA in the Sports Field,

FACILITY TYPE	PRIORITY FOR FUTURE PROVISION	LOCATION
		<ul style="list-style-type: none"> • Rudgwick PC identifies the need for a multi-purpose facility providing for a range of sports • Horsham Denne PC – facilities rated as average, but no ideas identified for improvements • Nuthurst PC - facilities rated as average, but no ideas identified for improvements • Shipley PC - facilities rated as average, but no ideas identified for improvements • Southwater PC – facilities rated as poor, but new facilities now secured via s106 agreement with Berkley Homes
GENERAL PROVISION	Overall, and specifically through the housing growth agenda, provision of more active environments, reflecting active travel, safe cycle routes to school, the need to link existing and new communities with walking/cycling/jogging routes	Districtwide

- 6.7 Other future facility provision, linked particularly to long term population growth and housing development, is the development of new and improved walking, jogging and cycling routes/connectivity, to encourage active travel, and provide an environment in which physical activity can be easily integrated into daily life.

ADDRESSING UNMET DEMAND FOR SWIMMING POOLS

- 6.8 The FPM and Sports Facility Calculator (SFC) analysis identifies a current and future under-supply in swimming pool provision in the District.
- 6.9 In 2017 unmet demand equates to 110 sq. m of water, by 2031 this is a total of 160.42 sq. m of water space. (For context, a 4-lane x 25m pool is circa 212 sq. m of water space, depending on lane width).
- 6.10 The level of unmet demand in terms of water space effectively equates to just more than a 4-lane x 25m pool.
- 6.11 The highest level of unmet demand for swimming in the District is in and around Horsham town, in parts of the south of the District, and on the border with Crawley.

7. RECOMMENDATIONS AND ACTION PLAN

OVERVIEW

- 7.1. Horsham's population will grow significantly over the coming years to 2031, so there is a particular need to ensure sufficient provision of well distributed and accessible, quality and affordable facilities – formal and informal, and multi-purpose spaces to meet local need.
- 7.2. Given that 63.6% of the population achieves the Chief Medical Officer's target of 150 minutes of physical activity per week¹³, it is also important to further increase levels of regular participation amongst the remaining 37.4%.
- 7.3. In the rural areas, where there are fewer people, and less formal provision, this could mean better use of existing community places and spaces for sport and physical activity such as schools, and community centres/halls for badminton, fitness classes etc. However, partners should be wary of investing in improvements on school sites unless access to facilities at the times that users require is guaranteed through robust and enforceable community use agreements
- 7.4. More, and better, access to physical activity at local level is important for residents, particularly those who are currently inactive, and those without access to private transport, to participate, and become physically active. This also provides an opportunity to link facility provision, informal and formal, to improvements that facilitate active travel, such as walking and cycling routes.
- 7.5. Overall, Horsham has a good range of existing sport and leisure facilities across the area; however, some existing facilities on education sites are now ageing, some are of a poorer quality than others, and some will require replacement /refurbishment long term. This is particularly true of education sports halls, squash courts and in the very long term, Horsham District Council facilities at Billingshurst Leisure Centre and Pavilions in the Park. In Horsham, there is insufficient pay and play accessible swimming pool provision to meet current and future demand. There is also a need to retain existing levels of community accessible and affordable fitness facilities into the future.
- 7.6. Although increased demand for sports halls to 2031 can be met within the existing supply, it is important to highlight that the majority of facilities are on education sites, and there are only 2 formal CUAs in place. This situation is mitigated somewhat in that there are 5 pay and play facilities providing daytime access across the District.
- 7.7. There is a need to re-locate the existing Badminton Performance Centre; given the relatively low levels of used capacity at the majority of sports halls (except Billingshurst Leisure Centre) in the District, there is potential to consider re-locating this facility to an existing education site (the new Bridge Leisure Centre now provides for this).
- 7.8. Equally, the existing sports hall stock has the capacity to meet the demand of other sports e.g. table tennis, for access to more court time.
- 7.9. However, there is potential to utilise community centres/halls, and other informal places and spaces better for sports hall activities, which could provide at a more local level, and therefore facilitate participation by those who are elderly, do not have access to a car, have young children, or have a disability, is fully explored, developed and implemented. Feedback demonstrates this is particularly important in the rural areas.

¹³ Source: Active Lives 2

VISION

- 7.10. As a minimum, Horsham District Council wishes to see accessible community sport and leisure facilities, places and spaces for swimming, fitness and sports hall sports/activities available for all residents. This includes both formal and informal spaces e.g. community halls in which to play sport and be physically active.
- 7.11. Facilitating opportunities to be more physically active, more often is also important, to contribute to maintaining good community health (mental and physical), to help people to live and age better.
- 7.12. The provision of high quality and accessible facilities, and where appropriate the opening up of other informal places, and spaces, as well as the development of new provision, will contribute to the future overall priority for the development of healthier lifestyles in Horsham, across all age groups.
- 7.13. The suggested Vision for future provision of sport and leisure in Horsham is:

‘to ensure the supply of good quality facilities to accommodate a range of sports / physical activities is maintained and developed where needed, in order to meet current and future levels of demand to facilitate increased numbers of people participating regularly in sport and physical activity’.

- 7.14. Sustainable, high quality, and critically, accessible facility provision is key to maintaining these opportunities; Horsham District Council needs to plan for the investment requirements of its existing facilities, and work in partnership with other providers and stakeholders to address the other priorities identified through this Strategy.

AIMS

- 7.15. The aim of providing sufficient high quality, fit for purpose and accessible provision, places and spaces is to:

- **Maintain and grow the regular amount of physical activity undertaken by individuals, and particularly by those who are currently inactive**
- **Develop additional facility provision where need is evidenced e.g. as a result of population growth**
- **Design in flexibility; future facility provision may need to be more multi-purpose in nature, reflecting changing participation trends and opportunities**
- **Encourage new participants to start taking part in physical activity**
- **Enable opportunities for participation to be provided in a wider range of places and spaces, and particularly at a very local level, using e.g. community centres/halls,**
- **Facilitate the continued development of healthier lifestyles across Horsham’s communities**
- **Contribute to maintaining reduced health inequalities, across Horsham**
- **Create active environments where the opportunity to be more physically active is an integral part of everyday life (using principles of Active Design)**
- **Support and provide opportunities for local community groups**

PRINCIPLES FOR FUTURE PROVISION

7.16. The principles that should guide all future sport and leisure facility development in Horsham are:

- **Ensure residents in all areas of Horsham have pay and play access to good quality, local, accessible and affordable provision, whether it is a formal sports hall or a community hall, or other informal provision**
- **Aim to ensure that any new, sports facilities on education sites provide a balance of opportunities (through a formal agreement) for community access – both pay and play and club use**
- **Replace / refurbish ageing facilities where new provision is needed; all new and refurbished provision should be designed and developed based on Sport England and (National Governing Body) NGB guidance, and be fully inclusive**
- **Rationalise existing provision where new fit for purpose facilities can replace/improve existing buildings (but existing levels of provision need to be maintained as a minimum, given the levels of existing facility under-supply)**
- **Invest in existing formal and informal provision to improve quality**
- **Invest strategically to ensure economic viability and sustainability of provision**

PRIORITY INVESTMENT NEEDS

- 7.17. Although Horsham has good sports facilities there are some ageing facilities, which will require replacement / refurbishment in the medium-long term. Horsham District Council's swimming pools are already very full; there is insufficient swimming pool provision to meet both current and future demand; additional water space is needed by 2031. There is also a need to address current and future under-supply of fitness facilities.
- 7.18. There is also a need to consider future need for the provision of cycling, gymnastics and trampolining, athletics, MUGAs and possibly indoor bowls.
- 7.19. The identified priorities for future investment in facility provision are:

Table 7.1: Summary of Facility Investment Priorities

FACILITY TYPE	PRIORITY FOR FUTURE PROVISION	LOCATION
SPORTS HALLS	Long term replacement / refurbishment of ageing facilities	Billingshurst Leisure Centre (long term)
	Improved access for netball at peak times	Education sports halls?
	Re-location of Badminton Performance venue	Education sports hall (although The Bridge LC can provide for this)
SWIMMING POOLS	Increased pay and play accessible water space, equivalent to 260.42 sq. m by 2031 (-110 sq. m in 2017)	Potentially could be linked to a re-development of Pavilions in the Park, or could relate to increase a pay and play access to other existing swimming pools e.g. Bluecoats
	Replacement / refurbishment of ageing facilities	Pavilions in the Park (long term)
HEALTH AND FITNESS	Retain provision of existing levels of community accessible and affordable fitness facilities as a minimum	In and around Horsham town
	Potentially, increase number of fitness stations at Horsham District Council facilities	Parts of the south of the District
		On the border with Crawley
GYMNASTICS AND TRAMPOLINING	Potential to explore further club-led provision/partnership provision given high numbers on waiting lists	Club to identify location; likely to be Horsham town
INDOOR BOWLS	Potential opportunity to consider additional club-led provision of indoor bowls facilities (increased demand for additional 1.16 rinks by 2031) if participant numbers increase	Linked to existing Indoor/outdoor bowling facilities

FACILITY TYPE	PRIORITY FOR FUTURE PROVISION	LOCATION
CYCLING	Opportunity to work with British Cycling and other partners to develop safer cycling infrastructure for leisure (off road) and commuting cycling	No specific location identified as yet
ATHLETICS FACILITIES	Increased access to training time; possibly additional compact facilities to accommodate club growth, or increased access to Rykio School Track.	Other Education site
MUGAS	Provision or improved surfaces on 8 Parish facilities	<ul style="list-style-type: none"> • Thakeham PC – surface needs improving on facility is High Bar Lane • Storrington and Sullington – Storrington Recreation Ground, MUGA surface needs improving • Ruser PC identifies the need for a new MUGA in the Sports Field, • Rudgwick PC identifies the need for a multi-purpose facility providing for a range of sports • Horsham Denne PC – facilities rated as average, but no ideas identified for improvements • Nuthurst PC - facilities rated as average, but no ideas identified for improvements • Shipley PC - facilities rated as average, but no ideas identified for improvements • Southwater PC – facilities rated as poor, but no ideas for improvements identified (and study predates new facilities as a consequence of new Berley Homes Development)
GENERAL PROVISION	Overall, and specifically through the housing growth agenda, provision of more active environments, reflecting active travel, safe cycle routes to school, the need to link existing and new communities with walking/cycling/jogging routes	Districtwide

OTHER PRIORITIES AND NEEDS

CAPITAL INVESTMENT

- 7.20. It is clear from the strategy analysis that there is a need for targeted capital investment in Horsham, to address future needs. Whilst some of this investment may relate to additional facility provision, there is also a need to start planning for the replacement/refurbishment of ageing stock; increased participation is more likely to be achieved if the environment in which people take part is good quality and fit for purpose
- 7.21. It is also clear that delivery of the levels of investment required will only result from a local partnership approach. The development of improved sports facilities, and physical activity environments, will facilitate increased participation, which in turn will benefit individual and community health. The challenge is that the greatest health benefit will be gained by encouraging the inactive, to become active.

CONTINUED LOCAL PARTNERSHIP WORKING WITH EDUCATION SITES

- 7.22. The development of new/replacement education facilities, particularly at North Horsham, provides a mechanism to expand the indoor sports facility offer.
- 7.23. It is important to retain community access for clubs and groups as a minimum on education sites, and where possible CUAs should be established to provide balanced access for the community on a pay and play basis.

PLANNING POLICY, SECURING DEVELOPER CONTRIBUTIONS, PLANNING OBLIGATIONS, S106 OBLIGATIONS AND THE COMMUNITY INFRASTRUCTURE LEVY – AN OVERVIEW

- 7.24. In order to implement the Strategy recommendations and address identified needs for improved and additional facility provision, Horsham District Council will need to identify and secure capital funding from a range of sources. Developer contributions through CIL/S106 have the potential to form part of this funding moving forward.
- 7.25. The facility investment needs identified in the Strategy and set out in Table 7.1, and paragraphs 7.16-7.17 should guide investment priorities and locations for this investment to 2031. This should inform Local Plan policy, and specifically the priorities against which to secure developer contributions moving forward. In some cases, new residential developments will not generate the need for a new sports facility. However, where developments are located in areas where additional pressure will be placed on existing sports facilities by the development, Horsham District Council should seek contributions, for the enhancement and extension of existing sports in the vicinity of the development.
- 7.26. If larger developments generate a need for and/or located suitable community provision a new or improved community hall, then these will be considered on a site by site basis having regard to the development proposal, the characteristics of the site and the capacity and condition of existing infrastructure. Off-site contributions may be sought to support nearby existing or new sites, and/or for identified, more strategic sites (such as larger, high quality, leisure facilities serving more than the local need).
- 7.27. It is also important to highlight that the National planning guidance (NPPF) allows for cross boundary and pooled Developers' Contributions, although the latter are severely restricted.

PRIORITIES AND RECOMMENDATIONS

7.28. Horsham District Council should:

R.1. Support initiatives that add swimming capacity.

R.2. Seek to increase and guarantee access to existing school facilities without community use agreements

R.3. Seek community use agreements to ensure pay and play, club and group access to any new or enhanced facilities on education sites

R.4. Work with education providers to improve access irrespective of their appetite for a Community Use Agreement.

R.5. Further explore local demand for access to sports halls for Netball at peak times.

R.6. Ensure local demand for access to sports halls for table tennis is met.

R.7. Plan for the long-term replacement of the sports hall at Billingshurst.

R.8. Plan for the long-term replacement of Pavilions in the Park.

R.9. Support club led efforts to create additional gymnastics/trampolining facilities.

R.10. Explore opportunities to improve cycling infrastructure in the district.

R.11. Ensure that Athletics is re-provided for if the track at Broadbridge Heath is decommissioned.

R.12. Ensure that there is access to at least one well-maintained MUGA in each parish (deficiencies identified in Horsham Denne, Nuthurst, Rudgwick, Rusper, Shipley, Southwater, Storrington and Thakeham).

R.13. Secure infrastructure through s106 or CIL to meet needs of significant new developments in relation to safe walking, running and cycling routes and other recreational spaces.

R.14. Update its infrastructure development plan to reflect these priorities.

R.15. Work with local partners to increase and improve community managed facilities.

R.16. Monitor and refresh these priorities every five years.

ACTION PLAN

7.29. In order to realise the above Vision and Aims for sport and leisure facility provision in Horsham there are key priorities that need to be addressed and implemented. These are set out below in the Action Plan, based on the recommendations for future provision. The investment costs quoted are based on a combination of our knowledge of new build schemes, industry norms, and Sport England cost guidelines. These are based on sq. m construction costs.

Table 7.2: Strategy Action Plan


RECOMMENDATION	ACTION	RESPONSIBILITY	TIMESCALE		RESOURCES / PARTNERS
			SHORT	= 1 – 5 YEARS	
			MEDIUM	= 5 – 10 YEARS	
			LONG TERM	= 10+ YEARS	
RECOMMENDATION 1 (R1) Support initiatives that add swimming capacity (PROTECT)	Horsham District Council fully explores all its options for the future development of additional water space; this should include capital investment and facility development, options on any existing/new education sites and opportunities for revenue partnerships to increase access to existing water space.	Horsham District Council	Long Term		Horsham District Council Officers; Potentially external partners Potentially capital investment; replacement facilities could be up to £25m in total, depending on scale and timescales.
	Ensure the need for additional pay and play swimming pool provision is reflected in the Local Plan and beyond the Local Plan period	Horsham District Council	Long Term		Horsham District Council Officers; external funding organisations; Developer Contributions Capital costs for a replacement leisure centre comprising a larger pool are likely to be in the region of £15m-£20m based on 2018 costs. A refurbishment of the existing leisure centre is still likely to be in the region of several million pounds, depending on its extent. Separate feasibility and costing studies will be required at the appropriate time (indicative feasibility study cost £12k)

			TIMESCALE	
<p>RECOMMENDATION 2 (R2)</p> <p>Seek to increase and guarantee access to existing school facilities without community use agreements</p> <p>(PROVIDE)</p>	<p>The aim should be to develop usage agreements and to find ways of increasing usage capacity, to enable provision of better balanced accessibility and to include community pay and play use.</p>	<p>Horsham District Council</p>	<p>Short Term- Longer term</p>	<p>Officer Time – Horsham District Council Planning and Leisure Officers</p>
<p>RECOMMENDATION 3 (R3)</p> <p>Seek community use agreements to ensure pay and play, club and group access to any new or enhanced facilities on education sites</p> <p>(PROVIDE AND ENHANCE)</p>	<p>Horsham District Council and its partners work with local schools, and Sport England to develop formal Community Use Agreements (CUAS) access to:</p> <ul style="list-style-type: none"> Any new/expanded schools as part of Planning Conditions. 	<p>Horsham District Council</p>	<p>Short – Medium Term</p>	<p>Horsham District Council Leisure and Planning Officers; Sport England.</p> <p>Time costs for developing Community Use Agreements.</p>
<p>RECOMMENDATION 4 (R4)</p> <p>Work with education providers to improve access irrespective of their appetite for a Community Use Agreement.</p> <p>(PROVIDE AND ENHANCE)</p>	<p>Horsham District Council and its partners work with relevant educational organisations to review, revise and/or implement improved access arrangements which provide an improved balance of pay and play and club use.</p>	<p>Horsham District Council and existing relevant education establishments.</p>	<p>Short Term</p>	<p>Horsham District Council Leisure and Planning Officers; Sport England.</p> <p>Time costs for developing Community Use Agreements.</p>

			TIMESCALE	
<p>RECOMMENDATION 5(R5)</p> <p>Further explore local demand for access to sports halls for Netball at peak times</p> <p>(PROTECT AND ENHANCE)</p>	<p>Work in partnership with sports hall providers, and netball clubs to seek facility access to sports halls and space to be provided for clubs to grow their membership further and increase participation.</p>	<p>Horsham District Council</p>	<p>Short Term</p>	<p>Horsham District Council Officers; Places Leisure; Schools; Netball Clubs</p> <p>Potentially some capital/revenue investment to improve facility accessibility and provide management input.</p>
<p>RECOMMENDATION 6 (R6)</p> <p>Ensure local demand for access to sports halls for table tennis is met.</p> <p>(PROTECT AND ENHANCE)</p>	<p>Work in partnership with sports hall providers, and table tennis clubs to seek facility access to sports halls and space to be provided for clubs to grow their membership further and increase participation.</p>	<p>Horsham District Council</p>	<p>Short Term</p>	<p>Horsham District Council Officers; Places Leisure; Schools; Table Tennis Clubs</p> <p>Potentially some capital/revenue investment to improve facility accessibility and provide management input.</p>
<p>RECOMMENDATION 7 (R7)</p> <p>Plan for the long-term replacement of the sports hall at Billingshurst</p>	<p>Ensure that the need to replace the sports hall at Billingshurst Leisure Centre is identified as a long-term investment priority in HDC capital budgets.</p>	<p>Horsham District Council</p>	<p>Long Term</p>	<p>HDC; possibly external funders.</p> <p>Potentially £1.5m</p>
<p>RECOMMENDATION 8 (R8)</p> <p>Plan for the long-term replacement of Pavilions in the Park</p>	<p>Ensure that the need to replace the Pavilions in the Park identified as a long-term investment priority in HDC capital budgets.</p>	<p>Horsham District Council</p>	<p>Long Term</p>	<p>HDC; possibly external funders.</p> <p>Potentially £5 - £20m</p>
<p>RECOMMENDATION 9 (R9)</p> <p>Support club led efforts to create additional</p>	<p>Work with local clubs, Places Leisure and British Gymnastics to identify how a purpose-built gymnastics/ trampoline facility can be provided.</p>	<p>Horsham District Council; British Gymnastics; Local Clubs; Places Leisure</p>	<p>Long Term, in line with the replacement of Fareham Leisure Centre.</p>	<p>Horsham District Council Leisure Officers, British Gymnastics and club resources.</p>

			TIMESCALE	
gymnastics/trampolining facilities (PROVIDE)				Indicative capital costs circa £2-£3m depending on nature and scale of facility, and whether it is stand-alone or part of a larger building.
RECOMMENDATION 10 (R10) Explore opportunities to improve cycling infrastructure in the district (PROVIDE)	Work with British Cycling, local clubs/community interest groups and parish councils to identify potential sites for off road cycling facilities.	Horsham District Council	Short Term- Longer term	Officer Time – Horsham District Council Planning and Leisure Officers
	Undertake a feasibility study to ‘test’ the facility concept and its long term financial and operational options and viability.	Horsham District Council	Short Term- Longer term	Officer Time – Horsham District Council Planning and Leisure Officers
RECOMMENDATION 11 (R11) Ensure that Athletics is re-provided for if the track at Broadbridge Heath is decommissioned (PROVIDE)	Identify site options for a new athletics track Work with an identified partner (s) to bring development to fruition. Work with England Athletics and Blue Star Athletics Club to ensure local engagement in the project and support for the new facility development.	Horsham District Council Leisure and Planning Officers. Local development partner	Short – Medium Term	Horsham District Council Planning and Leisure Officers England Athletics Blue Star Athletics Club Local development partner
RECOMMENDATION 12 (R12) Ensure that there is access to at least one well-maintained MUGA in each parish (deficiencies identified in Horsham Denne, Nuthurst, Rudgwick, Rusper, Shipley,	Work with Parish Council’s to address the need for improvements to 7 identified existing MUGAs	Horsham District Council Leisure and Planning Officers. Parish Councils	Short – Medium Term	Horsham District Council Planning and Leisure Officers Parish Councils Neighbourhood Plans and identified planning gain
	Work in partnership with Parish Councils, relevant local schools and community	Horsham District Council Leisure	Ongoing	Horsham District Council Planning and Leisure Officers

			TIMESCALE	
Southwater, Storrington and Thakeham) (PROVIDE)	organisations to develop proposals for sustainable MUGAs in parishes where there is currently no such provision	and Planning Officers. Parish Councils		Parish Councils Neighbourhood Plans and identified planning gain
RECOMMENDATION 13 (R13) Secure infrastructure through s106 or CIL to meet needs of significant new developments in relation to safe walking, running and cycling routes and other recreational spaces (PROVIDE, AND PROTECT)	Horsham District Council Leisure and Planning Officers to identify potential levels of capital funding from residential development.	Horsham District Council Leisure and Planning Officers.	Short – Medium Term	Horsham District Council Planning and Leisure Officers
	Work with partners to identify all potential sources of capital funding to support new facility provision in the Borough.	Horsham District Council Leisure Officers and Partners.	Short – Medium Term	Horsham District Council Leisure Officers; Horsham District Council Partners; External funding organisations.
RECOMMENDATION 14 (R164) Update its infrastructure development plan to reflect these priorities (PROVIDE)	Horsham District Council to work with its local partner providers and relevant identified community partners to ensure provision of, and access to, appropriate community sports facilities and opportunities to provide physical activity in the local community.	Horsham District Council Leisure Officers; Public Health and Local Providers and Community Partners	Short – Long Term	Horsham District Council Leisure Officers; Horsham District Council Community Partners; Public Health and Horsham District Council Partner providers.
RECOMMENDATION 15 (R15) Work with local partners to increase and improve community managed facilities. (PROVIDE AND ENHANCE)	Horsham District Council to work with its local partner providers and relevant identified community partners to ensure provision of, and access to, appropriate community sports facilities and opportunities to provide physical activity in the local community.	Horsham District Council Leisure Officers; Public Health and Local Providers and Community Partners	Short – Long Term	Horsham District Council Leisure Officers; Horsham District Council Community Partners; Public Health and Horsham District Council Partner providers.
RECOMMENDATION 16 (R16) Monitor and refresh these	Ensure a monitoring process is in place to refresh the strategy and action plan every 5 years.	Horsham District Council	Ongoing	Horsham District Council Leisure Officers



			TIMESCALE	
priorities every five years (PROTECT)	Ensure ongoing dialogue with neighbouring authorities to be aware of facility changes and developments that may impact on Horsham District Council residents and facility plans for the future.			

DISCLAIMER

Forecasts and recommendation in any proposal, report or letter are made in good faith and on the basis of the information before the Company at the time. Their achievement must depend, among other things, on effective co-operation of the Client and the Client's staff. In any consequence, no statement in any proposal, report or letter is to be deemed to be in any circumstances a representation, undertaking, warranty or contractual condition.

